



multi asset, multi manager

AUM
3300⁺
CRORE

EQUITY
SCHEMES AUM
Rs.2900⁺

quant
SMALL-CAP
FUND
Rs.1075⁺

quant
ACTIVE
FUND
Rs.950⁺

quant mutual fund

FACTSHEET

Table of content

Scheme Details

▪ quant Liquid Fund	5
▪ quant Active Fund	7
▪ quant Small Cap Fund	9
▪ quant Tax Plan	11
▪ quant Mid Cap Fund	13
▪ quant Multi Asset Fund	15
▪ quant Quantamental Fund	17
▪ quant Absolute Fund	18
▪ quant Infrastructure Fund	20
▪ quant Focused Fund	22
▪ quant Consumption Fund	24
▪ quant ESG Equity Fund	26
▪ quant Large & Mid-Cap Fund	28

Dividend History	30
-------------------------	----

Glossary	32
-----------------	----

Point of Service (PoS) Location	33
--	----

Disclaimer: The Factsheet is for general reading purpose only and is not meant to serve as a professional guide. This document has been prepared on the basis of publicly available information, internally developed data and other sources believed to be reliable. The Sponsor, the Investment Manager, the Trustee or any of their respective directors, employees, affiliates or representatives ("entities & their affiliates") do not assume any responsibility for, or warrant the authenticity, accuracy, completeness, adequacy and reliability of such information. Whilst no action has been solicited based upon the information provided herein; due care has been taken to ensure that the facts are accurate and opinions given are fair and reasonable. This information is not intended to be an offer or solicitation for the purchase or sale of any financial product or instrument. Recipients of this information are advised to rely on their own analysis, interpretations & investigations. Readers are also advised to seek independent professional advice order to arrive at an informed investment decision. Entities & their affiliates shall not be liable for any direct, indirect, special, incidental, consequential, punitive or exemplary damages, including loss of profits, arising in any way from the information contained in this material. Entities & their affiliates including persons involved in the preparation or issuance of this material may from time to time have long or short positions in and buy or sell the securities there of, of company (ies)/ specific economic sectors mentioned herein. NAV of the plan/option of certain schemes are not provided for certain cases as the NAV was not computed because there were no investors as on the date on which the NAV details are provided.

Mutual Fund investments are subject to market risks, read all scheme related documents carefully

INVESTMENT PHILOSOPHY



active



absolute



unconstrained

In a dynamic world that is continuously changing due to technology and increasingly volatile geopolitics, passive investment strategies can no longer outperform. Alpha belongs to active strategies that can invest in sync with the dynamics at play.

Being relevant comes by staying active.

We believe consistent outperformance requires complete freedom from looking at the world relatively. It is why we design investment strategies with an absolute objective irrespective of market conditions. With this absolute objective, comes clarity of thought.

Being relevant requires an absolute focus on returns.

Embedded within our processes and systems is the conviction that the surest way to success in investing is through cultivation of a multitude of opinions and perspectives. By bringing together this diversity of ideas within our investment framework, we aim to unearth every possible opportunity in any set of circumstances.

Being relevant means having an unconstrained perspective.

CORE BELIEF

Fundamental is the atman, Liquidity the prana, Sentiments the maya

One of the oldest scriptures and philosophy in the world is the Vedic philosophy. These scriptures are a comprehensive effort to describe all aspects of the universe and human existence. To undertake this gigantic task, they rely on three core ideas - Atman, Prana and Maya. These ideas are the inspiration for our perspective on investment research and money management.

FUNDAMENTAL
IS THE **atman**

'Atman' is the 'true' or 'absolute' self of a person, beyond all names and subjective judgements that the world and the person choose to apply on themselves. In that sense, real assets and profit-generating capacity of all economic entities and participants are the 'fundamentals' underlying every kind of market. **Without the Atman, an individual cannot exist. Similarly, without fundamentals, value cannot persist.**

LIQUIDITY
THE **prana**

'Prana' refers to universal energy in all its forms. It is the vibrational force that makes every electron and atom vibrate and move. For markets, the dynamic flow of money which we study as liquidity, enables participants to undertake economic activity and create an ecosystem. **While Prana enables life, liquidity imparts a 'value' to assets and organisations.**

SENTIMENTS
THE **maya**

'Maya' depicts the illusion of this world as subjectively experienced by all humans. Each person imagines the world to be in a peculiar way, based on their own opinions and perceptions, and lives accordingly. 'Price' is the illusion market participants assign to every economic unit, according to their subjective ideas of the present and the future, based on a myriad assumptions, experiences and predictions. **Maya is the intricate illusion of this universe created by our minds and price is the ever-changing perception of economic value created by investors.**

INVESTMENT PRINCIPLES

MEASURABLE IS RELIABLE

Measurable is reliable

For success in investing, discipline is of more importance than any other attribute of the investment process. Our battle-tested suite of proprietary valuation, liquidity and risk indicators along with extensive financial modelling ensure that we consistently deliver superior results.

QUANTAMENTAL INVESTING

Quantamental investing

While measurable is reliable, we also believe the economy and markets cannot be captured completely by models and indicators. Human judgement that comes from years of trading and investing experience has immense value. For optimal results, our decision-making seeks to find the harmony between objectivity and subjectivity.

MULTI ASSET MANAGER

Multi-asset, multi-manager

We believe that safeguarding investor wealth is paramount. Apart from reducing risk by investing across asset classes, we take diversification to another dimension by ensuring every investment decision comes from a focused discussion between investment managers with a diverse set of capabilities and experience.

MONEY FLOWS FROM ONE ASSET CLASS TO ANOTHER

Money flows from one asset class to another.

Money is a form of economic energy - the quantification of human effort. As the world evolves, a dynamic set of ideas continuously lead the change. Money flows and grows with these pioneering ideas. Identifying them and the specific assets that benefit is the surest and most consistent method for generating wealth.

TIMING IS EVERYTHING

Timing is everything

In our framework, time is a critical aspect of investing as the three dimensions of Valuation, Liquidity and Risk interact and move together in cycles across different periods. Alpha generation is optimised only by sanguine identification of the extremes.

quant Global Research (qGR) PREDICTIVE ANALYTICS | ACTIONABLE INDICATORS

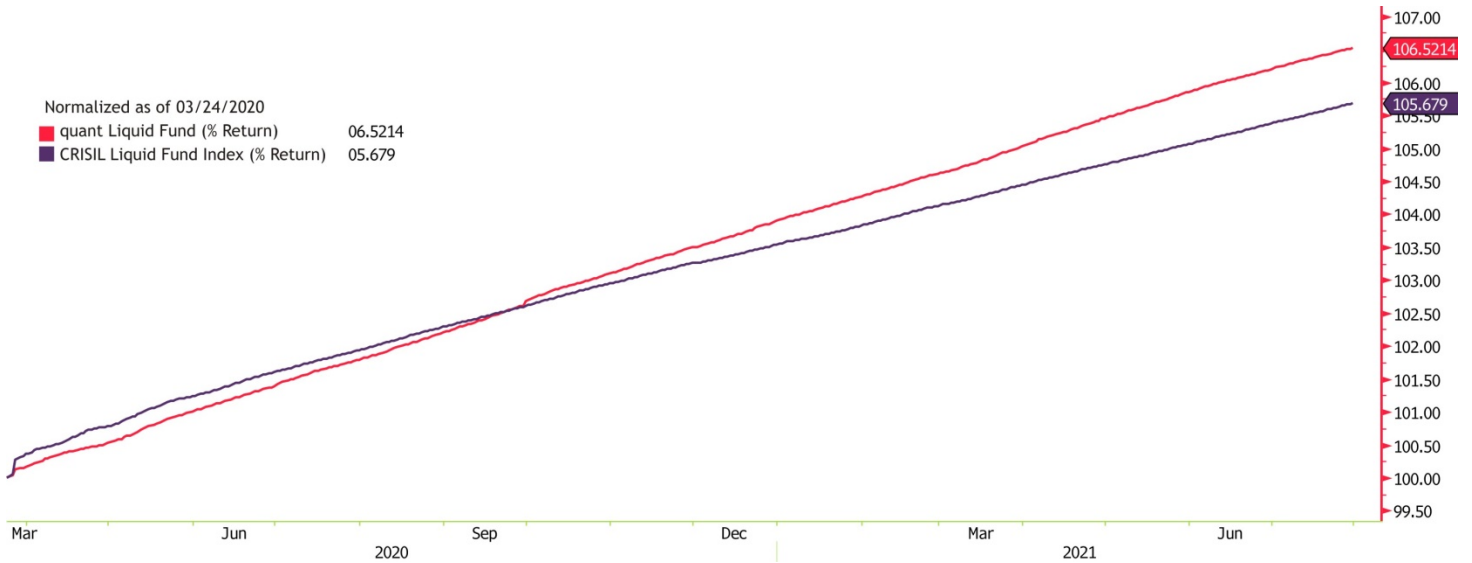


Market moves are highly dependent on the aptitude and appetite of market participants. To address this, we at qGR track several proprietary indicators which **measure market sentiments from different perspectives**. Extreme euphoria or fear can be gauged by many of these indicators, **helping us to deduce how players are positioned and how they react to a particular situation**. Once we understand investor behavior through these indicators, we can identify times when players are being irrational or making illogical decisions or showing signs of exuberance/paranoia.


qGR objectively follows this paradigm, ever enhancing domain knowledge with technology as an enabler, to develop tools and techniques, and translating them into **indicators that have accurately been able to identify cross asset and cross market inflexion points**.

qGR predictive analytics indicators are **identifiers of inflexion points and opportunities in the complex investing environment**. They provide clarity during difficult times when there are many questions that entail event and polity risk.


quant Liquid Fund



The Liquid Fund has delivered a return of ~6.52% and outperformed its benchmark by ~84bps in the period March 24, 2020 – July 30, 2021. With a track record of zero default in the investments since inception, we believe in superior risk adjusted returns



An open ended liquid scheme



Bringing the

LUC[₹]ATIVE

in

FLUIDITY

INVEST IN OUR PHILOSOPHY

active | absolute | unconstrained

Mutual Funds investments are subject to market risks, read all scheme related documents carefully.

Get in touch with us at, Tel: +91 22 6295 5000 | Call / WhatsApp: +91 99 20 21 22 23 | E-Mail: help.mf@quant.in | Website: www.quantmutual.com

SCHEME SNAPSHOT

INVESTMENT OBJECTIVE

The investment objective of the scheme is to generate income through a portfolio comprising money market and debt instruments. There is no assurance that the investment objective of the Scheme will be realized.

DATE OF ALLOTMENT

October 03, 2005

FUND MANAGER

Sanjeev Sharma (Debt)

NAV as on 31 July 2021

Growth Option - Direct Plan	33.3821
Growth Option	32.8622
Monthly IDCW Option - Direct Plan	15.5130
Monthly IDCW Option	15.1912
Weekly IDCW Option - Direct Plan	14.2356
Weekly IDCW Option	13.6391
Daily IDCW Option - Direct Plan	13.6288
Daily IDCW Option	13.3417
Unclaimed Dividend	
Investor Education Plan-Growth Option	10.4079
Unclaimed Dividend-Growth Option	10.4105
Unclaimed Redemption	
Investor Education Plan-Growth Option	10.4099
Unclaimed Redemption	
Plan-Growth Option	10.4114

MINIMUM INVESTMENT

5000/- and multiple of Re. 1/-

SUBSEQUENT INVESTMENT

1000/- and multiple of Re. 1/-

TOTAL EXPENSE RATIO (Excl. taxes)

Regular	0.90%
Direct	0.55%

LOAD STRUCTURE

Entry	Nil
Exit (w.e.f. October 20, 2019)	
Investor exit upon subscription / switch-In	Exit Load as a % of redemption Proceeds
Day 1	0.0070%
Day 2	0.0065%
Day 3	0.0060%
Day 4	0.0055%
Day 5	0.0050%
Day 6	0.0045%
Day 7 onwards	0.0000%

Average Maturity	19.94
Modified Duration	18.88
Macaulay Duration	19.94
Yield to Maturity	4.13%

FUND SIZE	366.99 Crore
-----------	--------------

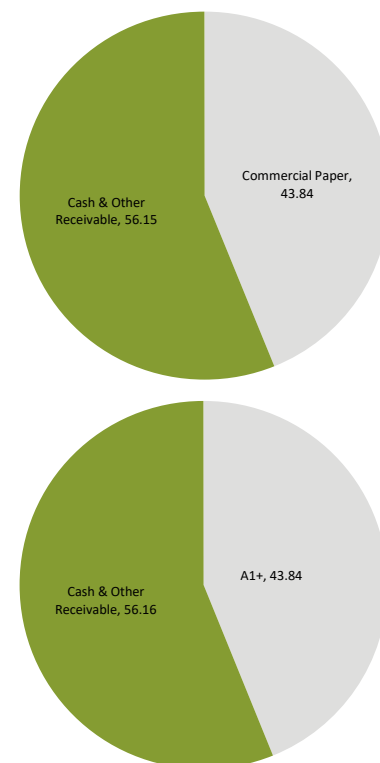
BENCHMARK INDEX

CRISIL LIQUID FUND INDEX

PORTFOLIO TOP HOLDING

Company	Rating	% TO NAV
Action Const. Equip. Ltd CP 01-Sep-2021	A1+	9.50
Adani Enterprises Ltd CP 18-Oct-2021	A1+	8.05
NABARD CP 23-August-2021	A1+	6.80
Northern Arc Capital Ltd CP 17Aug2021	A1+	6.79
Surya Roshni Ltd CP 28-Sep-2021	A1+	6.76
Time Technoplast Limited CP 12-Oct-2021	A1+	3.23
Transport Corp Of Ind Ltd CP 13-Aug-2021	A1+	2.72
Total Commercial Paper		43.84
Cash & Cash Equivalent		7.35
TREPS 02-AUG-2021 DEPO 10		48.80
Grand Total		100.00

RATING PROFILE/ ASSET ALLOCATION (%)



Period	Scheme Return (%)	Benchmark Return (%)	1 Year T-Bill	Value of ₹ 10,000 invested		
				Scheme	Benchmark	1 Year T-Bill
7 Days	0.06%	0.07%	0.07%	10,006	10,007	10,007
15 Days	0.13%	0.15%	0.14%	10,013	10,015	10,014
1 Month	0.28%	0.29%	0.32%	10,028	10,029	10,032
3 Month	0.93%	0.88%	0.92%	10,093	10,088	10,092
6 Month	2.10%	1.75%	1.82%	10,210	10,175	10,182
Last 1 Year	4.28%	3.67%	3.52%	10,428	10,367	10,352
Last 3 Years	5.85%	5.60%	7.27%	11,860	11,775	12,343
Last 5 Years	6.26%	6.12%	6.69%	13,546	13,460	13,824
Since Inception	7.81%	7.04%	N/A	32,869	29,328	N/A

Past performance may or may not be sustained in the future. Returns greater than 1 year period are compounded annualized (CAGR). Load is not taken into consideration for computation of performance.


This Product is suitable for investors who are seeking*	Riskometer
<ul style="list-style-type: none"> To provide income & liquidity over the short term. Investment in debt & money market instruments. 	<p>Investors understand that their principal will be at moderate risk</p>
*Investors should consult their financial advisers if in doubt about whether the product is suitable for them	

quant Active Fund




Disclaimer: The graph depicts performance of quant Active fund Vis-à-vis its old benchmark NIFTY 500 TRI. Historical data for the new bench mark NIFTY 500 Multicap 50:25:25 TRI is unavailable.

quant Active Fund is a Multi Cap Fund with an objective to generate capital appreciation & provide long term growth opportunities by investing in a portfolio of Large Cap, Mid Cap and Small Cap companies. The scheme has a return of over 214.26% between March 24, 2020 – July 30, 2021 with a portfolio beta of just 0.97



An open ended equity scheme investing across large cap, mid cap, small cap stocks



We bring the benefits of
AN ACTIVE LIFESTYLE
to your Investments

INVEST IN OUR PHILOSOPHY
active | absolute | unconstrained

Mutual Funds investments are subject to market risks, read all scheme related documents carefully

Get in touch with us at, Tel: +91 22 6295 5000 | Call / WhatsApp: +91 99 20 21 22 23 | E-Mail: help.mf@quant.in | Website: www.quantmutual.com

SCHEME SNAPSHOT

INVESTMENT OBJECTIVE

The primary investment objective of the scheme is to seek to generate capital appreciation & provide long-term growth opportunities by investing in a portfolio of Large Cap, Mid Cap and Small Cap companies. There is no assurance that the investment objective of the Scheme will be realized.

DATE OF ALLOTMENT

April 04, 2001

FUND MANAGERS

Ankit Pande (Equity)
Vasav Sahgal (Equity)
Sanjeev Sharma (Debt)

NAV as on 31 July 2021

GROWTH OPTION	385.2861
GROWTH OPTION-Direct Plan	399.1079
IDCW Option - Direct Plan	46.2173
IDCW Option	44.1151

MINIMUM INVESTMENT

5000/- and multiple of Re. 1/-

SUBSEQUENT INVESTMENT

1000/- and multiple of Re. 1/-

TOTAL EXPENSE RATIO (Excl. taxes)

Regular	1.75%
Direct	0.50%

LOAD STRUCTURE

Entry	Nil
Exit	Nil

VOLATILITY MEASURES (3 Years)

Standard Deviation *	24.3%
R- Squared	0.82
Beta	0.97
Sharpe Ratio*	0.98

*Standard Deviation, Sharpe Ratio & Beta are calculated on annualised basis using 3 years history of monthly returns; risk free rate assumed to be 5.96% for calculating Sharpe Ratio (calculated based on annualised CRISIL CBLO Index returns over 3 years)

PORTFOLIO TURNOVER RATIO

(1 Year) 2.89 Times

FUND SIZE

928.1 Crore

BENCHMARK INDEX

NIFTY 500 Multicap 50:25:25 TRI

PORTFOLIO TOP HOLDING

STOCK/ INSTRUMENT	% TO NAV
ITC Limited	7.42
Fortis Healthcare	6.93
ICICI Bank Limited	4.97
State Bank of India	4.39
Oracle Financial Services Software	3.83
Indiabulls Real Estate	3.67
Stylam Industries Limited	3.66
Vedanta Limited	3.56
ICICI Securities Limited	3.46
Coal India	3.41
Total of Top 10 Holding	45.30
Equity & Equity Related	93.58
Cash & Other Receivables	6.42
Grand Total	100.00

Period	Scheme Return	Benchmark Return	NIFTY Return	Value of ₹ 10,000 invested		
				Scheme	Benchmark	NIFTY
6 Month	45.69%	29.14%	10.38%	14,569	12,914	11,038
1 Year	87.66%	68.90%	44.73%	18,766	16,890	14,473
3 Years	28.37%	14.98%	11.58%	21,154	15,200	13,893
5 Years	23.43%	15.37%	12.79%	28,649	20,439	18,252
Since Inception	19.68%	N/A	13.81%	385,476	N/A	138,680

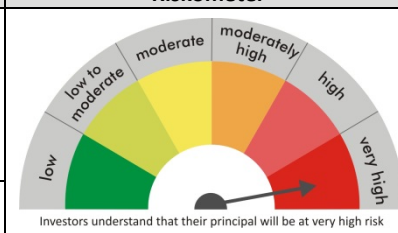
Past performance may or may not be sustained in the future. Returns greater than 1 year period are compounded annualized (CAGR). Load is not taken into consideration for computation of performance.

This Product is suitable for investors who are seeking*

- To generate long term capital appreciation.
- Investment in equity and equity related instruments.

*Investors should consult their financial advisers if in doubt about whether the product is suitable for them

Riskometer



INDUSTRY/ SECTOR ALLOCATION (%)



quant Small Cap Fund



quant Small Cap Fund has an objective to generate capital appreciation & provide long term growth opportunities by investing in a portfolio predominantly consisting of Small Cap companies. With the highest returns among quant's equity-based schemes during the period March 24, 2020 – July 30, 2021, quant Small Cap Fund has managed to yield a staggering return of 358.77%, with a portfolio beta of 1.00

quant
SMALL-CAP
FUND

An open ended equity scheme predominantly investing in small cap stocks

FINDING THE SAP TO THE SAPLING

INVEST IN OUR PHILOSOPHY

active | absolute | unconstrained

Mutual Funds investments are subject to market risks, read all scheme related documents carefully

Get in touch with us at, Tel: +91 22 6295 5000 | Call / WhatsApp: +91 99 20 21 22 23 | E-Mail: help.mf@quant.in | Website: www.quantmutual.com

SCHEME SNAPSHOT
INVESTMENT OBJECTIVE

The primary investment objective of the scheme is to seek to generate capital appreciation & provide long-term growth opportunities by investing in a portfolio of Small Cap companies. There is no assurance that the investment objective of the Scheme will be realized.

DATE OF ALLOTMENT

November 21, 1996

FUND MANAGERS

Ankit Pande (Equity)
Vasav Sahgal (Equity)
Sanjeev Sharma (Debt)

NAV as on 31 July 2021

Growth	127.1029
Growth Option - Direct Plan	131.4844
IDCW Option - Direct Plan	102.7477
IDCW Option	100.9476

MINIMUM INVESTMENT

5000/- and multiple of Re. 1/-

SUBSEQUENT INVESTMENT

1000/- and multiple of Re. 1/-

TOTAL EXPENSE RATIO (Excl. taxes)

Regular	1.75%
Direct	0.50%

LOAD STRUCTURE

Entry	Nil
Exit	1% if exit <= 1 Year

VOLATILITY MEASURES (3 Years)

Standard Deviation *	31.9%
R- Squared	0.75
Beta	1.00
Sharpe Ratio*	0.96

*Standard Deviation, Sharpe Ratio & Beta are calculated on annualised basis using 3 years history of monthly returns; risk free rate assumed to be 5.96% for calculating Sharpe Ratio (calculated based on annualised CRISIL CBLO Index returns over 3 years)

PORTFOLIO TURNOVER RATIO

(1 Year) 2.41 Times

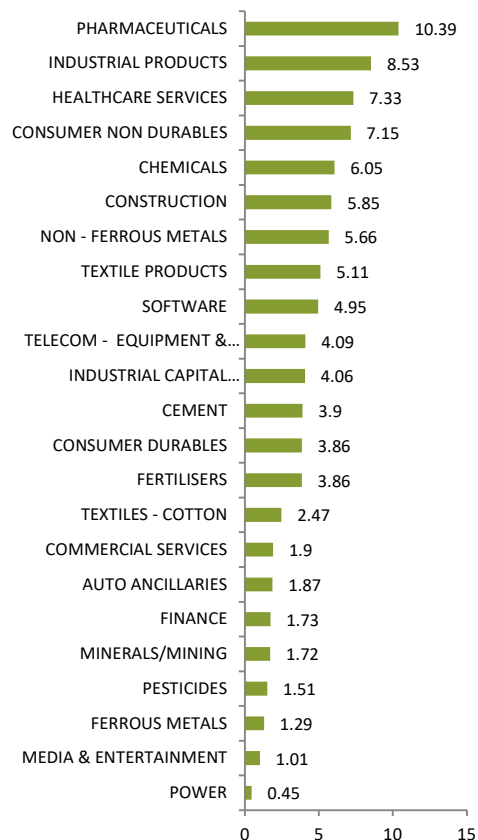
FUND SIZE 1053.2 Crore

BENCHMARK INDEX

NIFTY SMALL CAP 250 TRI

PORTFOLIO TOP HOLDING

STOCK/ INSTRUMENT	% TO NAV
Indiabulls Real Estate	5.85
Caplin Point Laboratories	3.91
The India Cements Limited	3.90
EID Parry (India)	3.86
Stylam Industries Limited	3.86
Just Dial Limited	3.72
Shilpa Medicare Limited	3.40
Fortis Healthcare	3.34
National Aluminium Company Limited	2.99
Arvind Limited	2.91
Total of Top 10 Holding	37.74
Equity & Equity Related	94.75
Cash & Other Receivables	5.25
Grand Total	100.00

INDUSTRY/ SECTOR ALLOCATION (%)


Period	Scheme Return	Benchmark Return	NIFTY Return	Value of ₹ 10,000 invested		
				Scheme	Benchmark	NIFTY
6 Month	77.28%	49.29%	10.38%	17,728	14,929	11,038
1 Year	151.57%	113.03%	44.73%	25,157	21,303	14,473
3 Years	35.29%	16.57%	11.58%	24,764	15,838	13,893
5 Years	22.15%	14.88%	12.79%	27,193	20,009	18,252
Since Inception	16.62%	N/A	13.04%	39,882	10,000	30,145

Past performance may or may not be sustained in the future. Returns greater than 1 year period are compounded annualized (CAGR). Load is not taken into consideration for computation of performance.

This Product is suitable for investors who are seeking*	Riskometer
<ul style="list-style-type: none"> To generate long term capital appreciation. Investment in small cap companies with growth potential. 	<p>Investors understand that their principal will be at very high risk</p>
*Investors should consult their financial advisers if in doubt about whether the product is suitable for them	

quant Tax Plan



quant Tax Plan is an ELSS Scheme with an objective of Capital Appreciation by investing predominantly in a well-diversified portfolio of Equity Shares with growth potential. The scheme has a return of 240.99% between March 24, 2020 – July 30, 2021 with a portfolio beta of 1.06



An open ended equity linked saving scheme with a statutory lock in of 3 years and tax benefit



WE BRING THE GAINS
IN YOUR TAXES*

*under Section 80C of the Income Tax Act, investments in tax saving (or planning) mutual funds qualify for tax deductions of up to Rs 1.5 lakh in a financial year

INVEST IN OUR PHILOSOPHY
active | absolute | unconstrained

Mutual Funds investments are subject to market risks. read all scheme related documents carefully

Get in touch with us at, Tel: +91 22 6295 5000 | Call / WhatsApp: +91 99 20 21 22 23 | E-Mail: help.mf@quant.in | Website: www.quantmutual.com

SCHEME SNAPSHOT

INVESTMENT OBJECTIVE

The investment objective of the Scheme is to generate Capital Appreciation by investing predominantly in a well-diversified portfolio of Equity Shares with growth potential. There is no assurance that the investment objective of the Scheme will be realized.

DATE OF ALLOTMENT

March 31, 2000

FUND MANAGERS

Ankit Pande (Equity)

Vasav Sahgal (Equity)

NAV as on 31 July 2021

Growth Option - Direct Plan 220.5198

Growth Option 208.1208

IDCW Option - Direct Plan 29.3915

IDCW Option 28.8463

MINIMUM INVESTMENT

500/- and multiple of Re. 1/-

SUBSEQUENT INVESTMENT

500/- and multiple of Re. 1/-

TOTAL EXPENSE RATIO (Excl. taxes)

Regular	2.25%
Direct	0.50%

LOAD STRUCTURE

Entry	Nil
Exit	Nil

Lock-in of 3 years being ELSS

VOLATILITY MEASURES (3 Years)

Standard Deviation *	24.6%
R- Squared	0.81
Beta	1.06
Sharpe Ratio*	1.06

*Standard Deviation, Sharpe Ratio & Beta are calculated on annualised basis using 3 years history of monthly returns; risk free rate assumed to be 5.96% for calculating Sharpe Ratio (calculated based on annualised CRISIL CBLO Index returns over 3 years)

PORTFOLIO TURNOVER RATIO

(1 Year) 3.58 Times

FUND SIZE 327.45 Crore

BENCHMARK INDEX

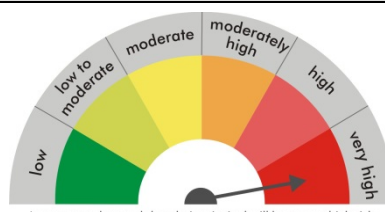
NIFTY 50 TRI

PORTFOLIO TOP HOLDING

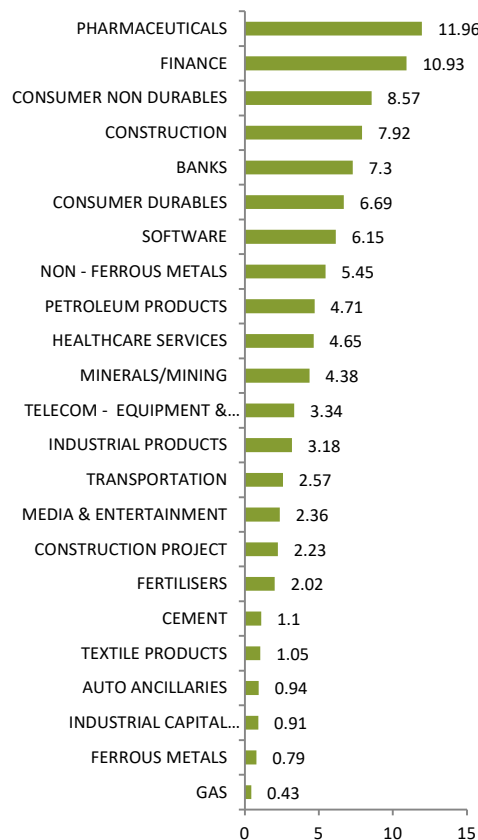
STOCK/ INSTRUMENT	% TO NAV
ITC Limited	5.93
Indiabulls Real Estate	5.87
Vedanta Limited	4.58
Aurobindo Pharma Limited	4.28
Reliance Industries Limited	3.76
Sun Pharmaceutical Industries Limited	3.75
ICICI Securities Limited	3.72
Stylam Industries Limited	3.48
Oracle Financial Services Software	3.45
HFCL Limited	3.34
Total of Top 10 Holding	42.17
Equity & Equity Related	99.62
Cash & Cash Equivalent	0.38
Grand Total	100.00

Period	Scheme Return (%)	Benchmark Return (%)	NIFTY Return (%)	Value of ₹ 10,000 invested		
				Scheme	Benchmark	NIFTY
6 Month	49.81%	16.58%	10.38%	14,981	11,658	11,038
1 Year	102.22%	44.16%	44.73%	20,222	14,416	14,473
3 Years	30.68%	12.90%	11.58%	22,315	14,391	13,893
5 Years	23.76%	14.19%	12.79%	29,036	19,419	18,252
Since Inception	15.29%	13.45%	11.56%	208,202	147,614	103,131

Past performance may or may not be sustained in the future. Returns greater than 1 year period are compounded annualized (CAGR). Load is not taken into consideration for computation of performance.

This Product is suitable for investors who are seeking*	Riskometer
<ul style="list-style-type: none"> To generate long term capital appreciation. Investment in equity and equity related instruments. 	 <p>Investors understand that their principal will be at very high risk</p>
*Investors should consult their financial advisers if in doubt about whether the product is suitable for them	

INDUSTRY/ SECTOR ALLOCATION (%)



quant Mid Cap Fund



quant Mid Cap Fund has an investment objective to seek to generate capital appreciation & provide long term growth opportunities by investing in a portfolio predominantly consisting of Mid Cap companies. The scheme has yielded a return of 185.19% in between March 24, 2020 – July 30, 2021 with a portfolio beta of just 0.85

quant MID-CAP FUND

An open ended equity scheme predominantly investing in mid cap stocks

MAKING
THE MIDDLE CHILD
HIT
THE HOME RUN

INVEST IN OUR PHILOSOPHY

active | absolute | unconstrained

Mutual Funds investments are subject to market risks, read all scheme related documents carefully

Get in touch with us at, Tel: +91 22 6295 5000 | Call / WhatsApp: +91 99 20 21 22 23 | E-Mail: help.mf@quant.in | Website: www.quantmutual.com

SCHEME SNAPSHOT

INVESTMENT OBJECTIVE

The primary investment objective of the scheme is to seek to generate capital appreciation & provide long-term growth opportunities by investing in a portfolio of Mid Cap companies. There is no assurance that the investment objective of the Scheme will be realized.

DATE OF ALLOTMENT

March 09, 2001

FUND MANAGERS

Ankit Pande (Equity)
Vasav Sahgal (Equity)
Sanjeev Sharma (Debt)

NAV as on 31 July 2021

Growth Option - Direct Plan 116.2014
Growth Option 110.3454
IDCW Option - Direct Plan 41.0254
IDCW Option 39.0672

MINIMUM INVESTMENT

5000/- and multiple of Re. 1/-

SUBSEQUENT INVESTMENT

1000/- and multiple of Re. 1/-

TOTAL EXPENSE RATIO (Excl. taxes)

Regular 2.25%
Direct 0.50%

LOAD STRUCTURE

Entry Nil
Exit 0.5% if exit <= 3 Months

VOLATILITY MEASURES (3 Years)

Standard Deviation * 23.6%
R- Squared 0.80
Beta 0.85
Sharpe Ratio* 0.81

*Standard Deviation, Sharpe Ratio & Beta are calculated on annualised basis using 3 years history of monthly returns; risk free rate assumed to be 5.96% for calculating Sharpe Ratio (calculated based on annualised CRISIL CBLO Index returns over 3 years)

PORTFOLIO TURNOVER RATIO (1 Year)

4.74 Times

FUND SIZE 157.64 Crore

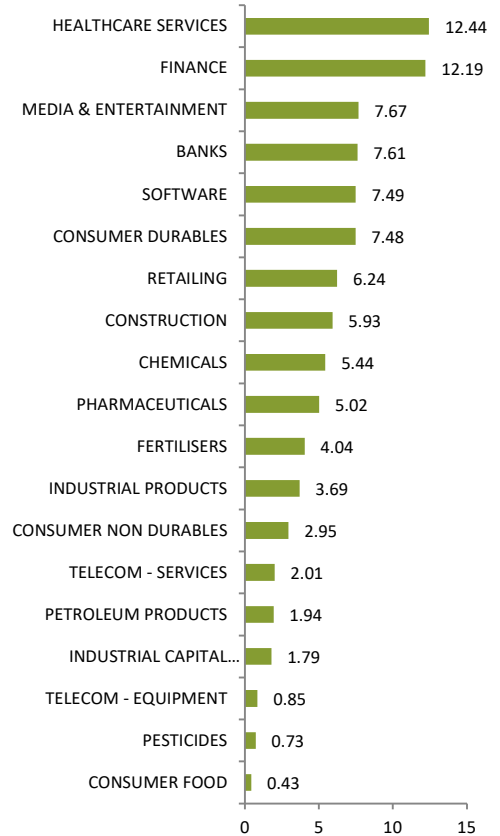
BENCHMARK INDEX

NIFTY MID CAP 150 TRI

PORTFOLIO TOP HOLDING

STOCK/ INSTRUMENT	% TO NAV
Oracle Financial Services Software	7.49
Aditya Birla Fashion And Retail	6.24
Macrotech Developers Limited	5.93
Fortis Healthcare	5.89
ICICI Securities Limited	5.64
SUN TV Network Limited	5.63
ICICI Bank Limited	5.51
Sumitomo Chemical India Limited	4.72
Coromandel International	4.04
Havells India	3.87
Total of Top 10 Holding	54.95
Equity & Equity Related	95.94
Cash & Cash Equivalent	4.06
Grand Total	100.00

INDUSTRY/ SECTOR ALLOCATION (%)



Period	Scheme Return	Benchmark Return	NIFTY Return	Value of ₹ 10,000 invested		
				Scheme	Benchmark	NIFTY
6 Month	45.02%	33.94%	10.38%	14,502	13,394	11,038
1 Year	88.68%	80.49%	44.73%	18,868	18,049	14,473
3 Years	23.74%	17.40%	11.58%	18,946	16,182	13,893
5 Years	19.21%	17.71%	12.79%	24,073	22,595	18,252
Since Inception	12.50%	N/A	13.20%	110,381	N/A	125,627

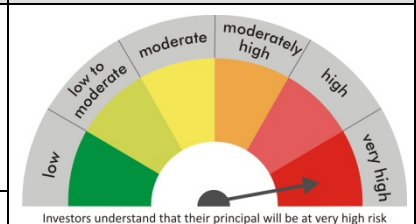
Past performance may or may not be sustained in the future. Returns greater than 1 year period are compounded annualized (CAGR). Load is not taken into consideration for computation of performance.

This Product is suitable for investors who are seeking*

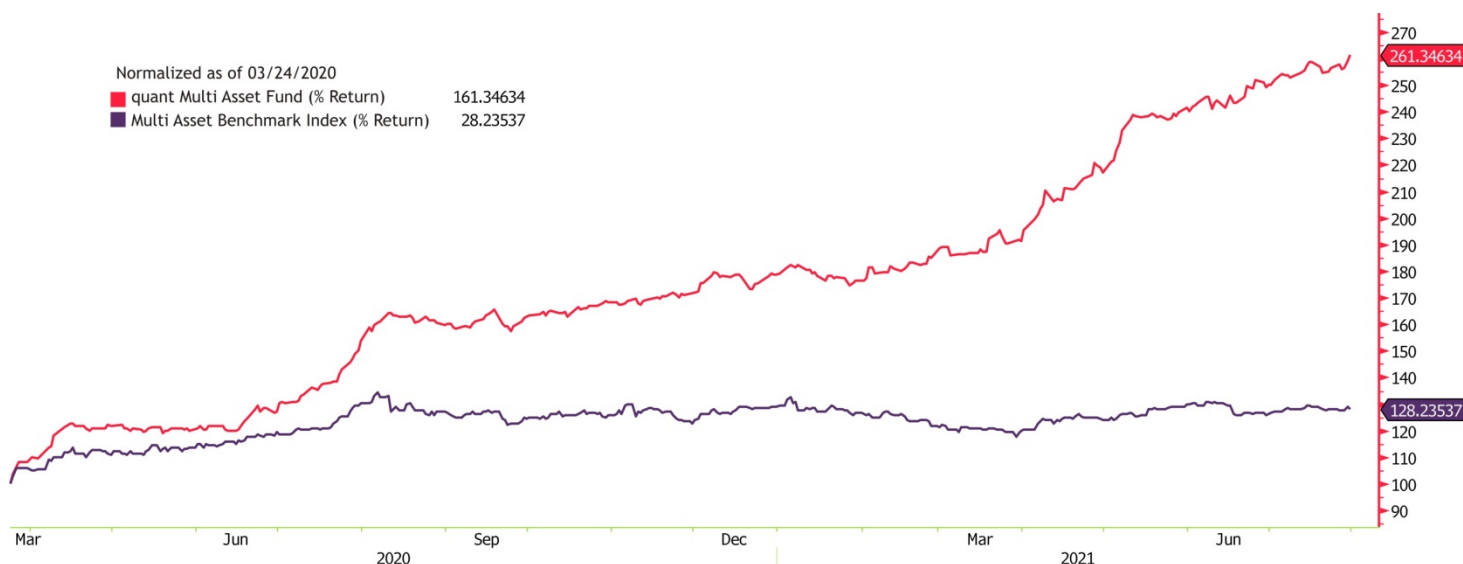
- To generate long term capital appreciation.
- Investment in mid cap companies with growth potential.

*Investors should consult their financial advisers if in doubt about whether the product is suitable for them


Riskometer



quant Multi Asset Fund




quant Multi Asset Fund has an investment objective to seek to generate capital appreciation & provide long term growth opportunities by investing in instruments across the three asset classes viz. Equity, Debt and Commodity. This scheme has a return of 161.35% in between March 24, 2020 – July 30, 2021 with low a portfolio beta of only 0.53



quant
MULTI ASSET
FUND

An open ended scheme investing in equity, debt & commodity



UNCAPPING THE CAP

INVEST IN OUR PHILOSOPHY

active | absolute | unconstrained

Mutual Funds investments are subject to market risks, read all scheme related documents carefully

Get in touch with us at, Tel: +91 22 6295 5000 | Call / WhatsApp: +91 99 20 21 22 23 | E-Mail: help.mf@quant.in | Website: www.quantmutual.com

SCHEME SNAPSHOT

INVESTMENT OBJECTIVE

The investment objective of the scheme is to generate capital appreciation & provide long-term growth opportunities by investing in instruments across the three asset classes viz. Equity, Debt and Commodity. There is no assurance that the investment objective of the Scheme will be realized.

DATE OF ALLOTMENT

April 04, 2001

FUND MANAGERS

Sanjeev Sharma (Debt)

Ankit Pande (Equity)

Vasav Sahgal (Equity)

NAV as on 31 July 2021

IDCW Option - Direct Plan	68.2795
IDCW Option	67.3137
GROWTH OPTION	73.3475
GROWTH OPTION-Direct Plan	74.0504

MINIMUM INVESTMENT

5000/- and multiple of Re. 1/-

SUBSEQUENT INVESTMENT

1000/- and multiple of Re. 1/-

TOTAL EXPENSE RATIO (Excl. taxes)

Regular	2.25%
Direct	0.50%

LOAD STRUCTURE

Entry	Nil
Exit	Nil

Average Maturity	65.43
Modified Duration	60.55
Macaulay Duration	61.86
Yield to Maturity	3.21%

PORTFOLIO TURNOVER RATIO

(1 Year) 3.27 Times

FUND SIZE 96.83 Crore

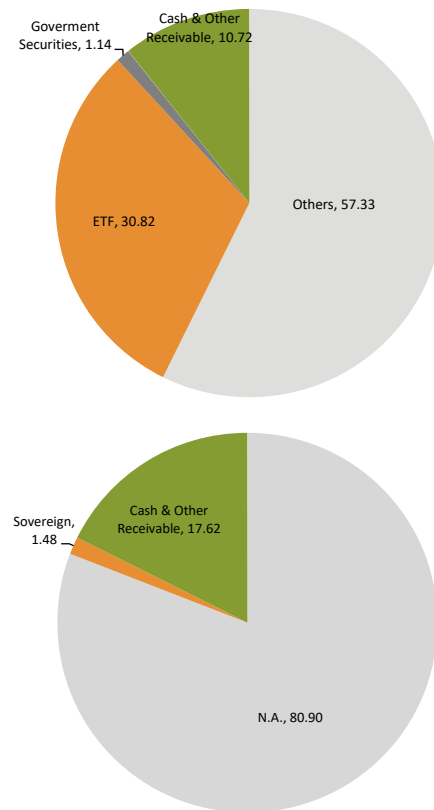
BENCHMARK INDEX

1/3 NIFTY 50 TRI + 1/3 CRISIL COMPOSITE BOND FUND INDEX +1/3 INR PRICE OF GOLD FUTURE NEAR-MONTH PRICE ON MCX

PORTFOLIO TOP HOLDING

Stock/ Instrument	% TO NAV
ITC Limited	7.51
Vedanta Limited	7.37
Shilpa Medicare Limited	5.22
SUN TV Network Limited	4.87
The India Cements Limited	4.76
PTC India Financial Services	4.73
Olectra Greentech Limited	4.32
Nureca Limited	3.52
S. P. Apparels Limited	3.44
Gokaldas Exports	3.39
Fortis Healthcare	3.27
Godrej Agrovet Limited	2.74
Dhani Services Limited	2.06
Jai Balaji Industries Limited	0.10
Macrotech Developers Limited	0.05
Total Others	57.33
Nippon India ETF Gold Bees	18.37
Kotak Mutual Fund - Gold ETF	6.77
Axis Mutual Fund - Axis Gold ETF	2.81
SBI-ETF Gold	0.80
HDFC MF - Gold ETF - Growth	0.76
Aditya Birla Sun Life Gold ETF - Growth	0.67
UTI Mutual Fund - UTI Gold ETF	0.63
Total Exchange Traded Funds	30.82
7.16% GOI 20 May 23 Sovereign	1.14
Total Government Securities	1.14
Cash & Other Receivable	0.02
TREPS 02-AUG-2021 DEPO 10	10.70
Grand Total	100.00

ASSET ALLOCATION (%)



Period	Scheme Return (%)	Benchmark Return (%)	NIFTY Return (%)	Value of ₹ 10,000 invested		
				Scheme	Benchmark	NIFTY
6 Month	46.82%	5.06%	10.38%	14,682	10,506	11,038
1 Year	68.07%	10.37%	44.73%	16,807	11,037	14,473
3 Years	28.30%	12.14%	11.58%	21,119	14,102	13,893
5 Years	17.87%	8.94%	12.79%	22,754	15,342	18,252
Since Inception	10.30%	N/A	13.81%	73,367	N/A	138,680

Past performance may or may not be sustained in the future. Returns greater than 1 year period are compounded annualized (CAGR). Load is not taken into consideration for computation of performance.

This Product is suitable for investors who are seeking*	Riskometer
<ul style="list-style-type: none"> To generate income & capital appreciation in the long term. Investment in instruments across the three asset classes viz Equity, Debt and Commodity. 	<p>Investors understand that their principal will be at very high risk</p>
*Investors should consult their financial advisers if in doubt about whether the product is suitable for them	

SCHEME SNAPSHOT

INVESTMENT OBJECTIVE

The investment objective of the Scheme is to deliver superior returns as compared to the underlying benchmark over the medium to long term through investing in equity and equity related securities. The portfolio of stocks will be selected, weighed and rebalanced using stock screeners, factor based scoring and an optimization formula. However, there can be no assurance that the investment objective of the scheme will be realized.

DATE OF ALLOTMENT

May 03, 2021

FUND MANAGERS

Ankit Pande (Equity)
Sandeep Tandon
Sanjeev Sharma (Debt)
Vasav Sahgal (Equity)

NAV as on 31 July 2021

Growth Option - Direct Plan	10.8983
Growth Option	10.8439
IDCW Option - Direct Plan	10.9054
IDCW Option	10.8512

MINIMUM INVESTMENT

5000/- and multiple of Re. 1/-

SUBSEQUENT INVESTMENT

1000/- and multiple of Re. 1/-

TOTAL EXPENSE RATIO (Excl. taxes)

Regular	2.25%
Direct	0.50%

LOAD STRUCTURE

Entry	Nil
Exit	Nil

VOLATILITY MEASURES (3 Years)

Standard Deviation *	NA
R- Squared	NA
Beta	NA
Sharpe Ratio*	NA

*Standard Deviation, Sharpe Ratio & Beta are calculated on annualised basis using 3 years history of monthly returns; risk free rate assumed to be 5.96% for calculating Sharpe Ratio (calculated based on annualised CRISIL CBLO Index returns over 3 years)

PORTFOLIO TURNOVER RATIO

(1 Year) 1.87 Times

FUND SIZE 50.47 Crore

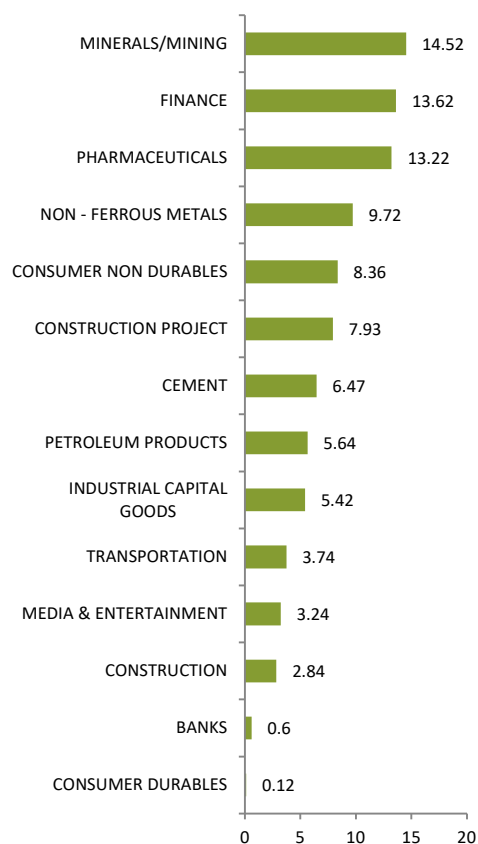
BENCHMARK INDEX

Nifty 500 TRI

PORTFOLIO TOP HOLDING

STOCK/ INSTRUMENT	% TO NAV
Vedanta Limited	9.72
SBI Life Insurance Company Limited	8.49
ITC Limited	8.36
Coal India	8.06
Larsen & Toubro Limited	7.93
Sun Pharmaceutical Industries Limited	6.59
The India Cements Limited	6.47
NMDC	6.46
Aurobindo Pharma Limited	5.45
Reliance Industries Limited	4.64
Total of Top 10 Holding	72.18
Equity & Equity Related	95.44
Cash & Other Receivables	4.56
Grand Total	100.00

INDUSTRY/ SECTOR ALLOCATION (%)



Period	Scheme Return	Benchmark	Value of ₹ 10,000 invested	
			Scheme	Benchmark
6 Month	N/A	N/A	N/A	N/A
Last 1 Year	N/A	N/A	N/A	N/A
Last 3 Years	N/A	N/A	N/A	N/A
Last 5 Years	N/A	N/A	N/A	N/A
Since Inception	N/A	N/A	N/A	N/A

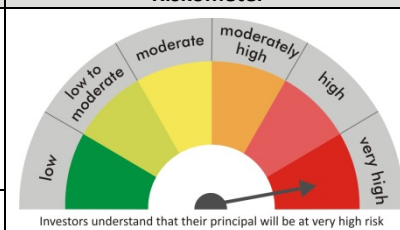
As per SEBI guidelines, performance data for a Scheme can only be published six months after the Fund's inception

This Product is suitable for investors who are seeking*

- Capital appreciation over long term
- Investment in active portfolio of stocks screened, selected, weighed and rebalanced on the basis of a predefined fundamental factor model

*Investors should consult their financial advisers if in doubt about whether the product is suitable for them

Riskometer



quant Absolute Fund



quant Absolute Fund is an Aggressive Hybrid Fund with an intent is to generate income/capital appreciation by investing primarily in equity and equity related instruments with a moderate exposure to debt securities & money market instruments. The scheme has a return of 156.24% in between March 24, 2020 – July 30, 2021 with a low portfolio beta of just 0.77

An open ended hybrid scheme investing predominantly in equity and equity related instruments

ABSOLUTE

ABSOLUTE

For you

OUR COMPASS

ALWAYS POINTS NORTH

INVEST IN OUR PHILOSOPHY

active | absolute | unconstrained

Mutual Funds investments are subject to market risks, read all scheme related documents carefully

Get in touch with us at, Tel: +91 22 6295 5000 | Call / WhatsApp: +91 99 20 21 22 23 | E-Mail: help.mf@quant.in | Website: www.quantmutual.com

SCHEME SNAPSHOT
INVESTMENT OBJECTIVE

The investment objective of the scheme is to generate income/capital appreciation by investing primarily in equity and equity related instruments with a moderate exposure to debt securities & money market instruments. There is no assurance that the investment objective of the Scheme will be realized.

DATE OF ALLOTMENT

April 04, 2001

FUND MANAGERS

Sanjeev Sharma (Debt)

Ankit Pande (Equity)

Vasav Sahgal (Equity)

NAV as on 31 July 2021

Growth Option	262.1602
Growth Option-Direct Plan	271.1081
IDCW Option	36.1520
IDCW Option-Direct Plan	37.5494

MINIMUM INVESTMENT

5000/- and multiple of Re. 1/-

SUBSEQUENT INVESTMENT

1000/- and multiple of Re. 1/-

TOTAL EXPENSE RATIO (Excl. taxes)

Regular	2.25%
Direct	2.15%

LOAD STRUCTURE

Entry	Nil
Exit	Nil

VOLATILITY MEASURES (3 Years)

Standard Deviation *	18.7%
R- Squared	0.80
Beta	0.77
Sharpe Ratio*	1.13

*Standard Deviation, Sharpe Ratio & Beta are calculated on annualised basis using 3 years history of monthly returns; risk free rate assumed to be 5.96% for calculating Sharpe Ratio (calculated based on annualised CRISIL CBLO Index returns over 3 years)

PORTFOLIO TURNOVER RATIO

(1 Year) 3.57 Times

FUND SIZE

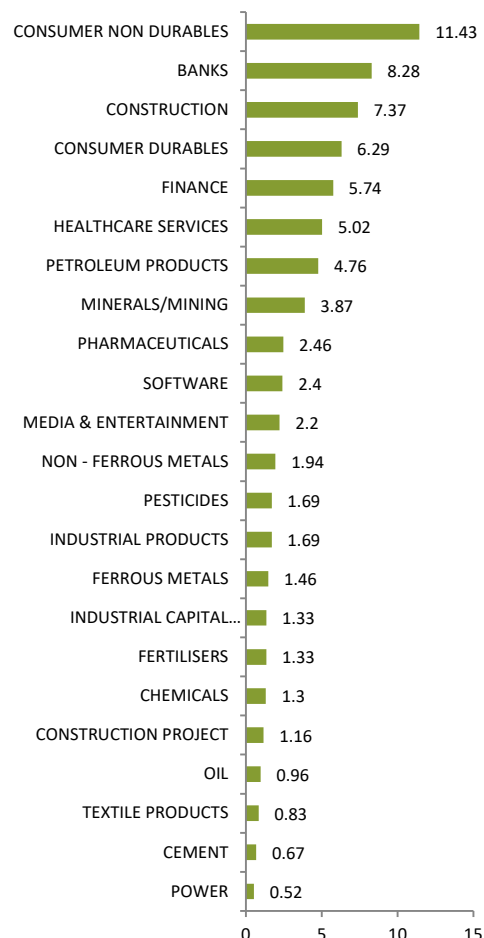
71.88 Crore

BENCHMARK INDEX

CRISIL HYBRID AGGRESSIVE INDEX

PORTFOLIO TOP HOLDING

Stock/ Instrument	% TO NAV
ITC Limited	6.58
Indiabulls Real Estate	5.89
Godrej Agrovet Limited	4.85
ICICI Bank Limited	4.04
Havells India	3.67
Fortis Healthcare	2.93
Reliance Industries Limited	2.75
State Bank of India	2.70
Stylam Industries Limited	2.62
Oracle Financial Services Software	2.40
Total of Top 10 Holding	38.43
Debt Instruments	1.50
Equity & Equity Related	74.68
Cash & Other Receivable	23.82
Grand Total	44.34

INDUSTRY/ SECTOR ALLOCATION (%)


Period	Scheme Return (%)	Benchmark Return (%)	NIFTY Return (%)	Value of ₹ 10,000 invested		
				Scheme	Benchmark	NIFTY
6 Month	37.45%	13.09%	10.38%	13,745	11,309	11,038
1 Year	75.83%	32.09%	44.73%	17,583	13,209	14,473
3 Years	25.73%	12.99%	11.58%	19,877	14,424	13,893
5 Years	18.81%	12.85%	12.79%	23,669	18,306	18,252
Since Inception	17.44%	N/A	13.81%	262,276	N/A	138,680


Past performance may or may not be sustained in the future. Returns greater than 1 year period are compounded annualized (CAGR). Load is not taken into consideration for computation of performance.

This Product is suitable for investors who are seeking*	Riskometer
<ul style="list-style-type: none"> To generate capital appreciation & current income. Investment in equity and equity related instruments, debt and money market instruments. 	<p>Investors understand that their principal will be at very high risk</p>
*Investors should consult their financial advisers if in doubt about whether the product is suitable for them	


quant Infrastructure Fund



quant Infrastructure Fund – a thematic fund – has an investment objective to seek to generate capital appreciation & provide long term growth opportunities by investing in a portfolio of companies operating directly and indirectly in the Infrastructure sector. This scheme has a return of 239.03% in between March 24, 2020 – July 30, 2021 with a portfolio beta of 1.12



An open ended equity scheme investing in the Infrastructure sector



BUILDING OUR WAY

THROUGH TO YOU.

INVEST IN OUR PHILOSOPHY

active | absolute | unconstrained

Mutual Funds investments are subject to market risks, read all scheme related documents carefully

Get in touch with us at, Tel: +91 22 6295 5000 | Call / WhatsApp: +91 99 20 21 22 23 | E-Mail: help.mf@quant.in | Website: www.quantmutual.com

SCHEME SNAPSHOT

INVESTMENT OBJECTIVE

The primary investment objective of the scheme is to seek to generate capital appreciation & provide long-term growth opportunities by investing in a portfolio of Infrastructure focused companies. There is no assurance that the investment objective of the Scheme will be realized.

DATE OF ALLOTMENT

September 21, 2007

FUND MANAGERS

Ankit Pande (Equity)

Vasav Sahgal (Equity)

NAV as on 31 July 2021

Growth Option	17.7241
Growth Option-Direct Plan	18.3310
IDCW Option - Direct Plan	18.3226
IDCW Option	17.6844

MINIMUM INVESTMENT

5000/- and multiple of Re. 1/-

SUBSEQUENT INVESTMENT

1000/- and multiple of Re. 1/-

TOTAL EXPENSE RATIO (Excl. taxes)

Regular	2.25%
Direct	2.15%

LOAD STRUCTURE

Entry	Nil
Exit	0.5% if exit <= 3 Months

VOLATILITY MEASURES (3 Years)

Standard Deviation *	27.6%
R- Squared	0.76
Beta	1.12
Sharpe Ratio*	0.81

*Standard Deviation, Sharpe Ratio & Beta are calculated on annualised basis using 3 years history of monthly returns; risk free rate assumed to be 5.96% for calculating Sharpe Ratio (calculated based on annualised CRISIL CBLO Index returns over 3 years)

PORTFOLIO TURNOVER RATIO

(1 Year) 4.65 Times

FUND SIZE 48.74 Crore

BENCHMARK INDEX

NIFTY INFRASTRUCTURE TRI

PORTFOLIO TOP HOLDING

STOCK/ INSTRUMENT % TO NAV

Vedanta Limited	7.18
ICICI Bank Limited	6.22
Union Bank of India	5.67
Coal India	5.35
Larsen & Toubro Limited	5.09
Macrotech Developers Limited	4.99
Indiabulls Real Estate	4.97
Siemens	4.81
The India Cements Limited	4.79
State Bank of India	4.65
Total of Top 10 Holding	53.72
Equity & Equity Related	98.97
Cash & Other Receivable	1.03
Grand Total	100.00

Period	Scheme Return (%)	Benchmark Return (%)	NIFTY Return (%)	Value of ₹ 10,000 invested		
				Scheme	Benchmark	NIFTY
6 Month	52.96%	21.64%	10.38%	15,296	12,164	11,038
1 Year	119.24%	42.90%	44.73%	21,924	14,290	14,473
3 Years	27.01%	14.14%	11.58%	20,491	14,869	13,893
5 Years	21.34%	10.31%	12.79%	26,302	16,334	18,252
Since Inception	4.22%	1.33%	8.90%	17,726	12,016	32,585

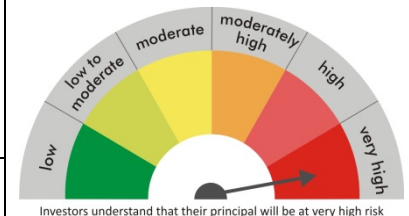
Past performance may or may not be sustained in the future. Returns greater than 1 year period are compounded annualized (CAGR). Load is not taken into consideration for computation of performance.

This Product is suitable for investors who are seeking*

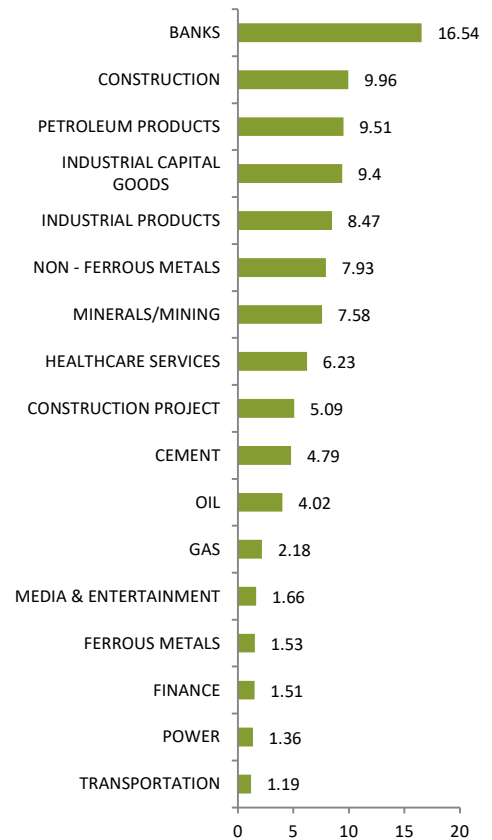
- To generate long term capital appreciation.
- Investment in equity and equity related instruments of companies in the infrastructure sector.

*Investors should consult their financial advisers if in doubt about whether the product is suitable for them

Riskometer



INDUSTRY/ SECTOR ALLOCATION (%)



quant Focused Fund



quant Focused Fund has an investment objective to seek to generate capital appreciation & provide long term growth opportunities by investing in a focused portfolio of Large Cap – ‘blue chip’ – companies. This scheme has a return of 149.26% in between March 24, 2020 – July 30, 2021 with a portfolio beta of 1.01

quant

FOCUSED

FUND

An open ended equity scheme investing in maximum 30 large cap stocks



FOCUS!

FOCUS!

FOCUS!

You focus on your goals,
We focus on making it happen

INVEST IN OUR PHILOSOPHY

active | absolute | unconstrained

Mutual Funds investments are subject to market risks, read all scheme related documents carefully

Get in touch with us at, Tel: +91 22 6295 5000 | Call / WhatsApp: +91 99 20 21 22 23 | E-Mail: help.mf@quant.in | Website: www.quantmutual.com

SCHEME SNAPSHOT

INVESTMENT OBJECTIVE

The primary investment objective of the scheme is to seek to generate capital appreciation & provide long-term growth opportunities by investing in a focused portfolio of Large Cap – 'blue chip' – companies. There is no assurance that the investment objective of the Scheme will be realized.

DATE OF ALLOTMENT

August 25, 2008

FUND MANAGERS

Ankit Pande (Equity)
 Vasav Sahgal (Equity)
 Sanjeev Sharma (Debt)

NAV as on 31 July 2021

Growth Option	52.2270
Growth Option-Direct Plan	54.1048
IDCW Option - Direct Plan	31.7084
IDCW Option	38.6438

MINIMUM INVESTMENT

5000/- and multiple of Re. 1/-

SUBSEQUENT INVESTMENT

1000/- and multiple of Re. 1/-

TOTAL EXPENSE RATIO (Excl. taxes)

Regular	2.25%
Direct	0.50%

LOAD STRUCTURE

Entry	Nil
Exit	Nil

VOLATILITY MEASURES (3 Years)

Standard Deviation *	21.7%
R- Squared	0.84
Beta	1.01
Sharpe Ratio*	0.58

*Standard Deviation, Sharpe Ratio & Beta are calculated on annualised basis using 3 years history of monthly returns; risk free rate assumed to be 5.96% for calculating Sharpe Ratio (calculated based on annualised CRISIL CBLO Index returns over 3 years)

PORTFOLIO TURNOVER RATIO (1 Year)

6.46 Times

FUND SIZE 34.39 Crore

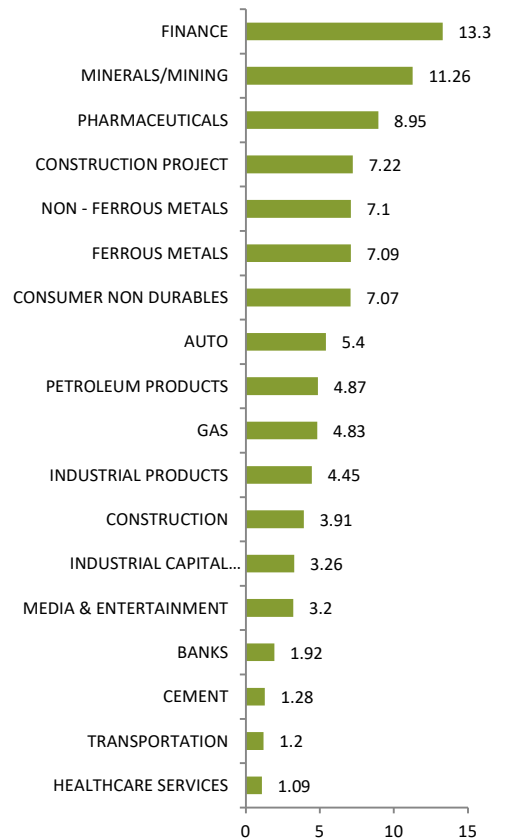
BENCHMARK INDEX

NIFTY 100 TRI

PORTFOLIO TOP HOLDING

STOCK/ INSTRUMENT	% TO NAV
SBI Life Insurance Company Limited	7.51
Larsen & Toubro Limited	7.22
Vedanta Limited	7.10
Tata Steel Limited	7.09
ITC Limited	7.07
Coal India	6.25
Mahindra & Mahindra Limited	5.40
NMDC	5.01
Sun Pharmaceutical Industries Limited	4.95
GAIL (India) Limited	4.83
Total of Top 10 Holding	62.43
Equity & Equity Related	97.41
Cash & Other Receivable	2.59
Grand Total	100.00

INDUSTRY/ SECTOR ALLOCATION (%)

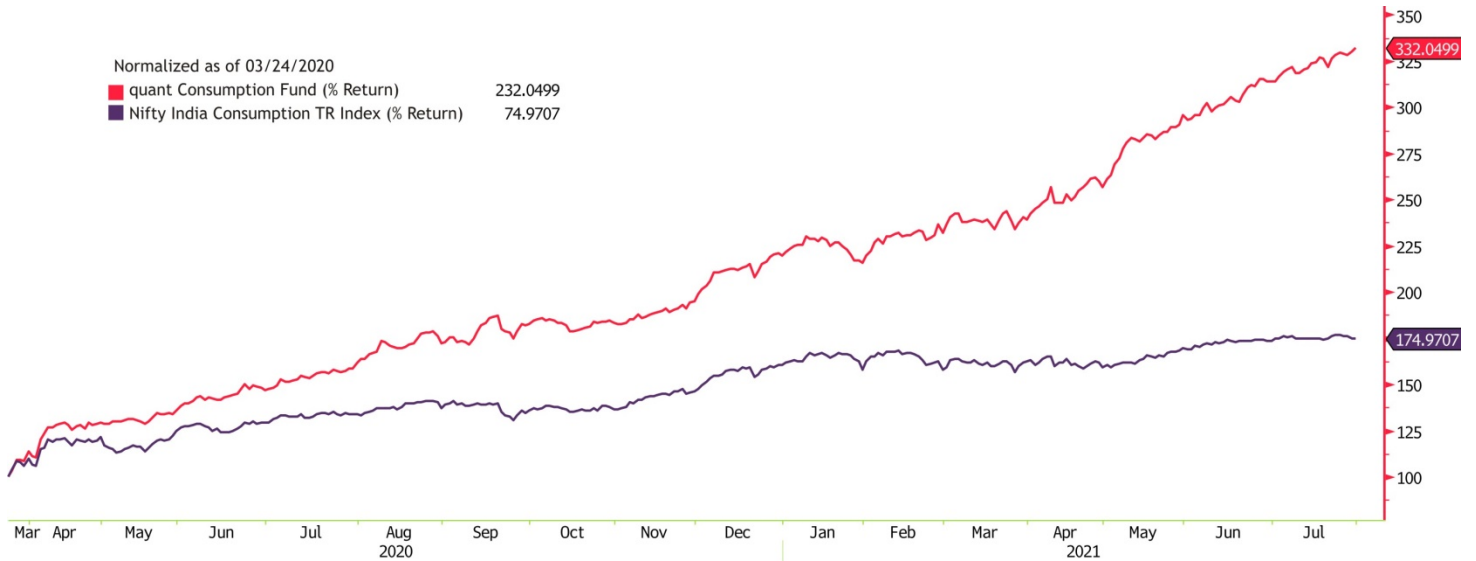


Period	Scheme Return (%)	Benchmark Return (%)	NIFTY Return (%)	Value of ₹ 10,000 invested		
				Scheme	Benchmark	NIFTY
6 Month	33.24%	17.61%	10.38%	13,324	11,761	11,038
1 Year	64.66%	44.61%	44.73%	16,466	14,461	14,473
3 Years	17.03%	12.61%	11.58%	16,030	14,281	13,893
5 Years	15.97%	14.07%	12.79%	20,978	19,316	18,252
Since Inception	13.64%	12.49%	10.51%	52,245	45,783	36,359

Past performance may or may not be sustained in the future. Returns greater than 1 year period are compounded annualized (CAGR). Load is not taken into consideration for computation of performance.

This Product is suitable for investors who are seeking*	Riskometer
<ul style="list-style-type: none"> To generate long term capital appreciation. Investment in large cap - 'Blue chip' companies with growth potential. 	<p>Investors understand that their principal will be at very high risk</p>
<p>*Investors should consult their financial advisers if in doubt about whether the product is suitable for them</p>	

quant Consumption Fund



quant Consumption Fund – a thematic fund – has an investment objective to seek to generate capital appreciation & provide long term growth opportunities by investing in a portfolio of Consumption driven companies. This scheme has a return of 232.05% in between March 24, 2020 – July 30, 2021 with a low portfolio beta of 0.89

quant

CONSUMPTION

FUND

An open ended equity scheme investing in the Consumption sector



Returns

as delicious as it

SOUNDS

INVEST IN OUR PHILOSOPHY

active | absolute | unconstrained

Mutual Funds investments are subject to market risks, read all scheme related documents carefully

Get in touch with us at, Tel: +91 22 6295 5000 | Call / WhatsApp: +91 99 20 21 22 23 | E-Mail: help.mf@quant.in | Website: www.quantmutual.com

SCHEME SNAPSHOT

INVESTMENT OBJECTIVE

The primary investment objective of the scheme is to seek to generate capital appreciation & provide long-term growth opportunities by investing in a portfolio of Consumption driven companies. There is no assurance that the investment objective of the Scheme will be realized.

DATE OF ALLOTMENT

October 15, 2008

FUND MANAGERS

Ankit Pande (Equity)
Vasav Sahgal (Equity)

NAV as on 31 July 2021

Growth Option	55.0516
Growth Option-Direct Plan	58.5809
IDCW Option - Direct Plan	39.8104
IDCW Option	39.4676

MINIMUM INVESTMENT

5000/- and multiple of Re. 1/-

SUBSEQUENT INVESTMENT

1000/- and multiple of Re. 1/-

TOTAL EXPENSE RATIO (Excl. taxes)

Regular	2.25%
Direct	2.15%

LOAD STRUCTURE

Entry	Nil
Exit	1% if exit <= 1 Year

VOLATILITY MEASURES (3 Years)

Standard Deviation *	23.1%
R- Squared	0.67
Beta	0.89
Sharpe Ratio*	0.98

*Standard Deviation, Sharpe Ratio & Beta are calculated on annualised basis using 3 years history of monthly returns; risk free rate assumed to be 5.96% for calculating Sharpe Ratio (calculated based on annualised CRISIL CBLO Index returns over 3 years)

PORTFOLIO TURNOVER RATIO (1 Year)

4.91 Times

FUND SIZE

28.08 Crore

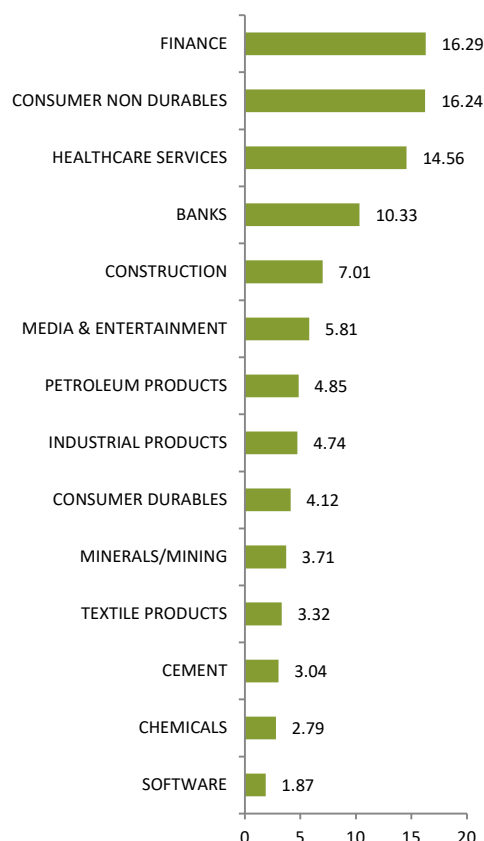
BENCHMARK INDEX

NIFTY INDIA CONSUMPTION TRI

PORTFOLIO TOP HOLDING

STOCK/ INSTRUMENT	% TO NAV
ITC Limited	7.38
Godrej Agrovet Limited	5.69
Fortis Healthcare	5.61
ICICI Bank Limited	5.21
Union Bank of India	5.12
Nureca Limited	4.98
Olectra Greentech Limited	4.74
SUN TV Network Limited	4.13
Krishna Institute of Medical Science	3.98
SBI Cards & Payment Services	3.96
Total of Top 10 Holding	50.79
Equity & Equity Related	98.69
Cash & Other Receivables	1.31
Grand Total	100.00

INDUSTRY/ SECTOR ALLOCATION (%)



Period	Scheme Return (%)	Benchmark Return (%)	NIFTY Return (%)	Value of ₹ 10,000 invested		
				Scheme	Benchmark	NIFTY
6 Month	53.75%	10.71%	10.38%	15,375	11,071	11,038
1 Year	104.54%	30.80%	44.73%	20,454	13,080	14,473
3 Years	27.25%	7.99%	11.58%	20,603	12,592	13,893
5 Years	23.28%	11.73%	12.79%	28,477	17,413	18,252
Since Inception	14.27%	16.09%	12.91%	55,072	67,438	47,217

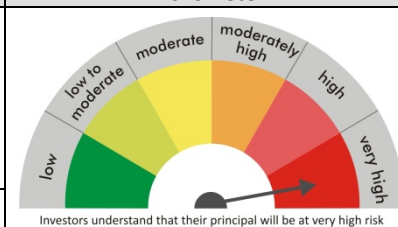
Past performance may or may not be sustained in the future. Returns greater than 1 year period are compounded annualized (CAGR). Load is not taken into consideration for computation of performance.

This Product is suitable for investors who are seeking*

- To generate long term capital appreciation.
- Investment in equity & equity-related instruments of companies likely to benefit from the consumption theme.

*Investors should consult their financial advisers if in doubt about whether the product is suitable for them

Riskometer



quant ESG Equity Fund



quant ESG Equity Fund – a thematic fund – has an objective to generate long term capital appreciation by investing in a diversified portfolio of companies demonstrating sustainable practices across Environmental, Social and Governance (ESG) parameters. Since its launch on November 6, 2020, quant ESG Equity Fund has managed to yield a return of 70.02% with a portfolio beta of just 0.97



An Open ended Equity scheme investing in companies demonstrating sustainable practices across Environment, Social and Governance (ESG) theme



Bringing

SUSTAINABILITY

to Investing

INVEST IN OUR PHILOSOPHY

active | absolute | unconstrained

Mutual Funds investments are subject to market risks. read all scheme related documents carefully

Get in touch with us at, Tel: +91 22 6295 5000 | Call / WhatsApp: +91 99 20 21 22 23 | E-Mail: help.mf@quant.in | Website: www.quantmutual.com

SCHEME SNAPSHOT
INVESTMENT OBJECTIVE

To generate long term capital appreciation by investing in a diversified portfolio of companies demonstrating sustainable practices across Environmental, Social and Governance (ESG) parameters. However, there can be no assurance that the investment objective of the Scheme will be achieved.

DATE OF ALLOTMENT

November 06, 2020

FUND MANAGERS

Ankit Pande (Equity)
Sanjeev Sharma (Debt)
Vasav Sahgal (Equity)

NAV as on 31 July 2021

Growth Option - Direct Plan	17.0650
Growth Option	16.9070
IDCW Option - Direct Plan	17.0569
IDCW Option	16.8855

MINIMUM INVESTMENT

5000/- and multiple of Re. 1/-

SUBSEQUENT INVESTMENT

1000/- and multiple of Re. 1/-

TOTAL EXPENSE RATIO (Excl. taxes)

Regular	2.25%
Direct	1.35%

LOAD STRUCTURE

Entry	Nil
Exit	1% if exit <= 1 Year

VOLATILITY MEASURES (3 Years)

Standard Deviation *	NA
R- Squared	NA
Beta	NA
Sharpe Ratio*	NA

*Standard Deviation, Sharpe Ratio & Beta are calculated on annualised basis using 3 years history of monthly returns; risk free rate assumed to be 5.96% for calculating Sharpe Ratio (calculated based on annualised CRISIL CBLO Index returns over 3 years)

PORTFOLIO TURNOVER RATIO

(1 Year) 3.53 Times

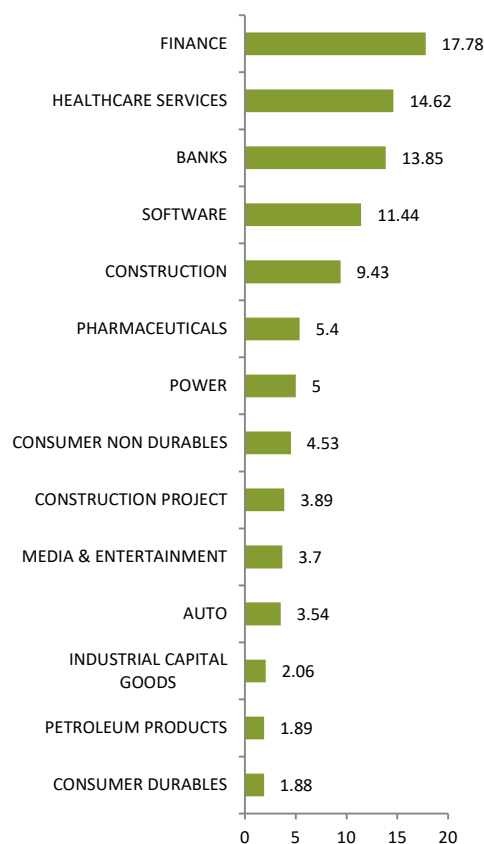
FUND SIZE 23.07 Crore

BENCHMARK INDEX

Nifty 100 ESG TRI

PORTFOLIO TOP HOLDING

STOCK/ INSTRUMENT	% TO NAV
ICICI Bank Limited	8.61
Fortis Healthcare	8.09
ICICI Securities Limited	6.60
Krishna Institute of Medical Science	6.53
Just Dial Limited	6.02
SBI Life Insurance Company Limited	5.78
Oracle Financial Services Software	5.42
Sun Pharmaceutical Industries Limited	5.40
Indiabulls Real Estate	5.25
State Bank of India	5.24
Total of Top 10 Holding	62.94
Equity & Equity Related	99.02
Cash & Other Receivable	0.98
Grand Total	100.00

INDUSTRY/ SECTOR ALLOCATION (%)


Period	Scheme Return (%)	Benchmark Return (%)	NIFTY Return (%)	Value of ₹ 10,000 invested		
				Scheme	Benchmark	NIFTY
6 Month	42.30%	19.42%	10.38%	14,230	11,942	11,038
1 Year	N/A	N/A	N/A	10,000	10,000	N/A
3 Years	N/A	N/A	N/A	10,000	10,000	N/A
5 Years	N/A	N/A	N/A	10,000	10,000	N/A
Since Inception	105.67%	50.22%	39.75%	16,940	13,465	12,854

Past performance may or may not be sustained in the future. Returns greater than 1 year period are compounded annualized (CAGR). Load is not taken into consideration for computation of performance.

This Product is suitable for investors who are seeking*	Riskometer
<ul style="list-style-type: none"> Capital appreciation over long term Investments in companies demonstrating sustainable practices across Environment, Social and Governance (ESG) parameters. 	<p>Investors understand that their principal will be at very high risk</p>
*Investors should consult their financial advisers if in doubt about whether the product is suitable for them	

quant Large & Mid Cap Fund



quant Large & Mid Cap Fund has an investment objective to seek to generate capital appreciation & provide long term growth opportunities by investing in a portfolio of Large Cap and Mid Cap companies. This scheme has delivered a return of 121.87% in between March 24, 2020 – July 30, 2021 with a portfolio beta of 1.01



An open ended equity scheme investing in both large cap and mid cap stocks



MAGNIFYING

the twin peaks

INVEST IN OUR PHILOSOPHY

active | absolute | unconstrained

Mutual Funds investments are subject to market risks, read all scheme related documents carefully

Get in touch with us at, Tel: +91 22 6295 5000 | Call / WhatsApp: +91 99 20 21 22 23 | E-Mail: help.mf@quant.in | Website: www.quantmutual.com

SCHEME SNAPSHOT

INVESTMENT OBJECTIVE

The primary investment objective of the scheme is to seek to generate capital appreciation & provide long-term growth opportunities by investing in a portfolio of Large Cap and Mid Cap companies. There is no assurance that the investment objective of the Scheme will be realized.

DATE OF ALLOTMENT

December 12, 2006

FUND MANAGERS

Ankit Pande (Equity)
Vasav Sahgal (Equity)
Sanjeev Sharma (Debt)

NAV as on 31 July 2021

Bonus Option	60.2455
Bonus Option-Direct Plan	60.2455
Growth Option	60.2347
Growth Option-Direct Plan	62.0369
IDCW Option - Direct Plan	28.9191
IDCW Option	36.5759

MINIMUM INVESTMENT

5000/- and multiple of Re. 1/-

SUBSEQUENT INVESTMENT

1000/- and multiple of Re. 1/-

TOTAL EXPENSE RATIO (Excl. taxes)

Regular	2.25%
Direct	0.50%

LOAD STRUCTURE

Entry	Nil
Exit	Nil

VOLATILITY MEASURES (3 Years)

Standard Deviation *	20.6%
R- Squared	0.79
Beta	1.01
Sharpe Ratio*	0.63

*Standard Deviation, Sharpe Ratio & Beta are calculated on annualised basis using 3 years history of monthly returns; risk free rate assumed to be 5.96% for calculating Sharpe Ratio (calculated based on annualised CRISIL CBLO Index returns over 3 years)

PORTFOLIO TURNOVER RATIO

(1 Year) 5.35 Times

FUND SIZE

19.65 Crore

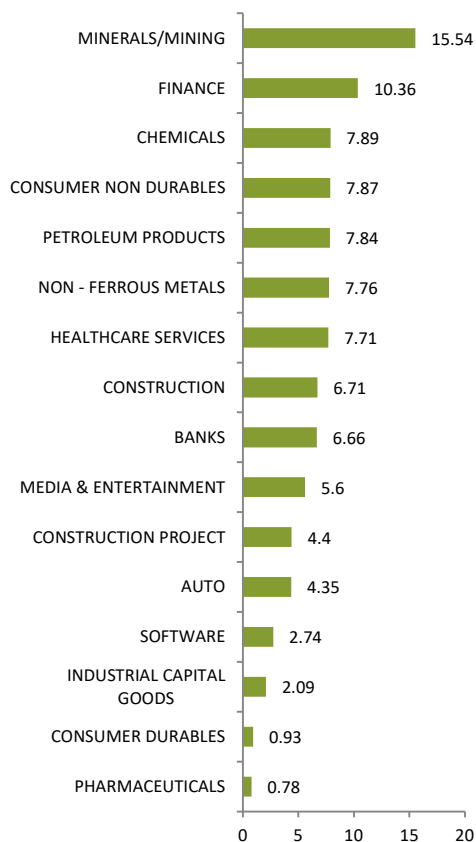
BENCHMARK INDEX

NIFTY LARGE MIDCAP 250 TRI

PORTFOLIO TOP HOLDING

STOCK/ INSTRUMENT	% TO NAV
NMDC	8.53
Sumitomo Chemical India Limited	7.89
ITC Limited	7.87
Vedanta Limited	7.76
Fortis Healthcare	7.71
Reliance Industries Limited	7.25
ICICI Securities Limited	7.01
Coal India	7.01
Macrotech Developers Limited	6.71
State Bank of India	5.93
Total of Top 10 Holding	73.67
Equity & Equity Related	99.22
Cash & Other Receivables	0.78
Grand Total	100.00

INDUSTRY/ SECTOR ALLOCATION (%)



Period	Scheme Return (%)	Benchmark Return (%)	NIFTY Return (%)	Value of ₹ 10,000 invested		
				Scheme	Benchmark	NIFTY
6 Month	26.93%	25.61%	10.38%	12,693	12,561	11,038
1 Year	50.49%	61.78%	44.73%	15,049	16,178	14,473
3 Years	17.49%	15.05%	11.58%	16,217	15,229	13,893
5 Years	15.12%	16.00%	12.79%	20,219	21,001	18,252
Since Inception	13.06%	13.56%	10.39%	60,255	64,288	42,409

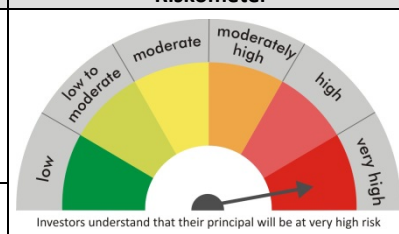
Past performance may or may not be sustained in the future. Returns greater than 1 year period are compounded annualized (CAGR). Load is not taken into consideration for computation of performance.

This Product is suitable for investors who are seeking*

- To generate long term capital appreciation.
- Investment predominantly in large cap & mid cap companies with growth potential.

*Investors should consult their financial advisers if in doubt about whether the product is suitable for them

Riskometer



Dividend History

quant Liquid Plan		
Period	Record Date	Dividend ₹ Per Unit
2021-2022	27-Jul-21	0.0416
2021-2022	29-Jun-21	0.0551
2021-2022	25-May-21	0.0560
2021-2022	27-Apr-21	0.0541
2020-2021	30-Mar-21	0.0625
2020-2021	23-Feb-21	0.0469
2020-2021	24-Jan-21	0.0491
2020-2021	24-Nov-20	0.0512
2020-2021	27-Oct-20	0.0616
2020-2021	29-Sep-20	0.07
2020-2021	25-Aug-20	0.052
2020-2021	28-July-20	0.052
2020-2021	30-June-20	0.063
2020-2021	26-May-20	0.064
2020-2021	30-Apr-20	0.05
2019-2020	31-Mar-20	0.01
2019-2020	28-Feb-20	0.07
2019-2020	28-Jan-20	0.07
2019-2020	31-Dec-19	0.09
2019-2020	26-Nov-19	0.08
2019-2020	29-Oct-19	0.09
2019-2020	24-Sept-19	0.07
2019-2020	27-Aug-19	0.08
2019-2020	30-July-19	0.10
2019-2020	25-June-19	0.08
2019-2020	28-May-19	0.09
2019-2020	30-Apr-19	0.10
2018-2019	26-Mar-19	0.09
2018-2019	26-Feb-19	0.09
2018-2019	29-Jan-19	0.10
2018-2019	31-Dec-18	0.09
2018-2019	27-Nov-18	0.09
2018-2019	30-Oct-18	0.06
2018-2019	24-Sep-18	0.08
2018-2019	27-Aug-18	0.08
2018-2019	30-Jul-18	0.10
2018-2019	25-Jun-18	0.08
2018-2019	28-May-18	0.09
2018-2019	23-Apr-18	0.08
2017-2018	26-Mar-18	0.08
2017-2018	26-Feb-18	0.07
2017-2018	29-Jan-18	0.09
2017-2018	25-Dec-17	0.07
2017-2018	27-Nov-17	0.07
2017-2018	30-Oct-17	0.09
2017-2018	25-Sep-17	0.08
2017-2018	28-Aug-17	0.10
2017-2018	24-Jul-17	0.09
2017-2018	26-Jun-17	0.09
2017-2018	29-May-17	0.12
2017-2018	25-Apr-17	0.09
2016-2017	28-Mar-17	0.08
2016-2017	27-Feb-17	0.07
2016-2017	30-Jan-17	0.10
2016-2017	28-Nov-16	0.10

2016-2017	24-Oct-16	0.085
2016-2017	26-Sep-16	0.08
2016-2017	29-Aug-16	0.10
2016-2017	25-Jul-16	0.09
2016-2017	27-Jun-16	0.09
2016-2017	30-May-16	0.12
2016-2017	25-Apr-16	0.09
2015-2016	27-Apr-15	0.10
2015-2016	25-May-15	0.10
2015-2016	29-Jun-15	0.12
2015-2016	27-Jul-15	0.10
2015-2016	24-Aug-15	0.10
2015-2016	28-Sep-15	0.11
2015-2016	26-Oct-15	0.10
2015-2016	23-Nov-15	0.09
2015-2016	28-Dec-15	0.11
2015-2016	26-Jan-16	0.09
2015-2016	22-Feb-16	0.09
2015-2016	28-Mar-16	0.12

quant Active Fund		
Period	Record Date	Dividend ₹ Per Unit
2017-2018	26-Feb-18	1.50
2016-2017	1-Mar-17	1.50
2015-2016	2-Feb-16	1.00

quant Small-Cap Fund		
2017-2018	26-Feb-18	0.09
2017-2018	28-Jan-18	0.09
2017-2018	27-Dec-17	0.09
2017-2018	7-Dec-17	0.09
2017-2018	1-Nov-17	0.09
2017-2018	2-Oct-17	0.09
2017-2018	26-Sep-17	0.10
2017-2018	29-Aug-17	0.10
2017-2018	23-Jul-17	0.10
2017-2018	20-Jun-17	0.10
2017-2018	28-May-17	0.10
2017-2018	5-May-17	0.10
2016-2017	30-Mar-17	0.10
2016-2017	1-Mar-17	0.10
2016-2017	30-Jan-17	0.10
2016-2017	1-Jan-17	0.10
2016-2017	5-Dec-16	0.10
2016-2017	1-Nov-16	0.10
2016-2017	27-Sep-16	0.10
2016-2017	30-Aug-16	0.10
2016-2017	24-Jul-16	0.10
2016-2017	21-Jun-16	0.10
2016-2017	29-May-16	0.10
2016-2017	5-May-16	0.10
2015-2016	28-Mar-16	0.10
2015-2016	29-Feb-16	0.10
2015-2016	2-Feb-16	0.10
2015-2016	28-Dec-15	0.10
2015-2016	2-Dec-15	0.10
2015-2016	4-Nov-15	0.10
2015-2016	29-Sep-15	0.10

2015-2016	1-Sep-15	0.10
2015-2016	30-Jul-15	0.10
2015-2016	1-Jul-15	0.10
2015-2016	21-May-15	0.10
2015-2016	5-May-15	0.10

quant Tax Plan		
Period	Record Date	Dividend ₹ Per Unit
2017-2018	26-Feb-18	1.50
2017-2018	26-Sep-17	1.25
2016-2017	1-Mar-17	1.50
2016-2017	27-Sep-16	1.25

quant Multi Asset Fund		
Period	Record Date	Dividend ₹ Per Unit
2017-2018	26-Feb-18	1.50
2016-2017	1-Mar-17	1.50
2015-2016	2-Feb-16	1.00

quant Focused Fund		
Period	Record Date	Dividend ₹ Per Unit
2017-2018	26-Feb-18	2.0
2016-2017	1-Mar-17	2.0
2015-2016	2-Feb-16	2.5

quant Large & Mid-Cap Fund		
Period	Record Date	Dividend ₹ Per Unit
2018-2019	6-Aug-18	0.60
2017-2018	26-Feb-18	0.45
2017-2018	27-Dec-17	0.45
2017-2018	26-Sep-17	0.45
2017-2018	20-Jun-17	0.45
2016-2017	30-Mar-17	0.45
2016-2017	1-Jan-17	0.45
2016-2017	27-Sep-16	0.45
2016-2017	21-Jun-16	0.45
2015-2016	29-Feb-16	0.45
2015-2016	4-Nov-15	0.45

quant Money Market Fund		
Period	Record Date	Dividend ₹ Per Unit
2017-2018	26-Feb-18	0.10
2017-2018	28-Jan-18	0.10
2017-2018	27-Dec-17	0.10
2017-2018	7-Dec-17	0.10
2017-2018	1-Nov-17	0.10
2017-2018	2-Oct-17	0.10
2017-2018	26-Sep-17	0.11
2017-2018	29-Aug-17	0.11
2017-2018	23-Jul-17	0.11
2017-2018	20-Jun-17	0.11
2017-2018	28-May-17	0.11
2017-2018	5-May-17	0.11
2016-2017	30-Mar-17	0.105
2016-2017	1-Mar-17	0.105
2016-2017	30-Jan-17	0.11
2016-2017	1-Jan-17	0.11
2016-2017	5-Dec-16	0.11
2016-2017	1-Nov-16	0.11
2016-2017	27-Sep-16	0.11
2016-2017	30-Aug-16	0.11

2016-2017	24-Jul-16	0.11
2016-2017	21-Jun-16	0.11
2016-2017	29-May-16	0.11
2016-2017	5-May-16	0.11
2015-2016	28-Mar-16	0.11
2015-2016	29-Feb-16	0.11
2015-2016	2-Feb-16	0.11
2015-2016	28-Dec-15	0.11
2015-2016	2-Dec-15	0.11
2015-2016	4-Nov-15	0.11
2015-2016	29-Sep-15	0.11
2015-2016	1-Sep-15	0.11
2015-2016	30-Jul-15	0.11
2015-2016	1-Jul-15	0.11
2015-2016	21-May-15	0.11
2015-2016	5-May-15	0.11

quant Dynamic Bond		
Period	Record Date	Dividend ₹ Per Unit
2017-2018	28-Jan-18	0.08
2017-2018	27-Dec-17	0.08
2017-2018	7-Dec-17	0.08
2017-2018	1-Nov-17	0.08
2017-2018	2-Oct-17	0.08
2017-2018	26-Sep-17	0.092
2017-2018	29-Aug-17	0.092
2017-2018	23-Jul-17	0.092
2017-2018	20-Jun-17	0.092
2017-2018	28-May-17	0.092
2017-2018	5-May-17	0.092
2016-2017	30-Mar-17	0.09
2016-2017	1-Mar-17	0.09
2016-2017	30-Jan-17	0.092
2016-2017	1-Jan-17	0.092
2016-2017	5-Dec-16	0.092
2016-2017	1-Nov-16	0.092
2016-2017	27-Sep-16	0.092
2016-2017	30-Aug-16	0.092
2016-2017	24-Jul-16	0.092
2016-2017	21-Jun-16	0.092
2016-2017	29-May-16	0.092
2016-2017	5-May-16	0.092
2015-2016	28-Mar-16	0.092
2015-2016	29-Feb-16	0.092
2015-2016	2-Feb-16	0.092
2015-2016	28-Dec-15	0.092
2015-2016	2-Dec-15	0.092
2015-2016	4-Nov-15	0.092
2015-2016	29-Sep-15	0.092
2015-2016	1-Sep-15	0.092
2015-2016	30-Jul-15	0.092
2015-2016	1-Jul-15	0.092
2015-2016	21-May-15	0.092
2015-2016	5-May-15	0.092

Past performance may or may not be sustained in the future. There is no assurance or guarantee to Unit holders as to rate/quantum of dividend distribution or that the dividends will be paid regularly. All dividends are on face value of ₹ 10 per Unit. Please log on to www.quantmutual.com for record date-wise listing of dividends declared.

<p>Sharpe Ratio</p> <p>Sharpe Ratio is a risk to reward ratio, it measures portfolio returns generated in excess to the investment in risk-free asset, for per unit of total risk taken. While, positive Sharpe ratio indicates, portfolio compensating investors with excess returns (over risk-free rate) for the commensurate risk taken; negative Sharpe ratio indicates, investors are better off investing in risk-free assets.</p> <p>Beta</p> <p>Beta of a portfolio is a number indicating the relation between portfolio returns with that of the market index i.e. it measure the volatility, or systematic risk, of a portfolio in comparison to the market as a whole.</p> <p>Modified Duration</p> <p>A formula that expresses the measurable change in the value of a security in response to a change in interest rates. Modified duration of portfolio can be used to anticipate the change in market value of portfolio for every change in portfolio yield.</p> <p>R Squared</p> <p>It is a statistical measure of how closely the portfolio returns are correlated with its benchmark.</p>	<p>Standard Deviation</p> <p>A statistical measure that defines expected volatility/risk associated with a portfolio. This explains the variation/deviation from the average returns delivered by the portfolio. A higher standard deviation means higher volatility (risk) and a lower standard deviation means lower volatility</p> <p>Risk Free Return</p> <p>The theoretical rate of return of an investment with safest (zero risk) investment in a country.</p> <p>Total Expense Ratio</p> <p>Total expenses charged to scheme for the month expressed as a percentage to average monthly net assets.</p> <p>Average Maturity</p> <p>Weighted average maturity of the securities in scheme.</p> <p>Portfolio Yield (Yield To Maturity)</p> <p>Weighted average yield of the securities in scheme portfolio.</p>
--	--

How to read factsheet

<p>Fund Manager</p> <p>An employee of the asset management company such as a mutual fund or life insurer, who manages investments of the scheme. He is usually part of a larger team of fund managers and research analysts.</p> <p>Application Amount for Fresh Subscription</p> <p>This is the minimum investment amount for a new investor in a mutual fund scheme.</p> <p>Minimum Additional Amount</p> <p>This is the minimum investment amount for an existing investor in a mutual fund scheme.</p> <p>Yield to Maturity</p> <p>The Yield to Maturity or the YTM is the rate of return anticipated on a bond if held until maturity. YTM is expressed as an annual rate. The YTM factors in the bond's current market price, par value, coupon interest rate and time to maturity.</p> <p>SIP</p> <p>Systematic Investment Plan (SIP) works on the principle of making periodic investments of a fixed sum. It works similar to a recurring bank deposit. For instance, an investor may opt for an SIP that invests ₹ 500 every 15th of the month in an equity fund for a period of three years. NAV The NAV or the net asset value is the total asset value per unit of the mutual fund after deducting all related and permissible expenses.</p> <p>AUM</p> <p>AUM or assets under management refers to the recent / updated cumulative market value of investments managed by a mutual fund.</p> <p>Modified Duration</p> <p>Modified duration is the price sensitivity and the percentage change in price for a unit change in yield.</p>	<p>Rating Profile</p> <p>Mutual funds invest in securities after evaluating their creditworthiness as disclosed by the ratings. A depiction of the mutual fund in various investments based on their ratings becomes the rating profile of the fund. Typically, this is a feature of debt funds.</p> <p>Benchmark</p> <p>A group of securities, usually a market index, whose performance is used as a standard or benchmark to measure investment performance of mutual funds, among other investments. Some typical benchmarks include the NIFTY, Sensex, BSE200, BSE500, 10-Year Gsec</p> <p>Entry Load</p> <p>A mutual fund may have a sales charge or load at the time of entry and/or exit to compensate the distributor/agent. Entry load is charged at the time an investor purchases the units of a mutual fund. The entry load is added to the prevailing NAV at the time of investment. For instance, if the NAV is ₹ 100 and the entry load is 1%, the investor will enter the fund at ₹ 101. (Note SEBI, vide circular dated June 30, 2009 has abolished entry load and mandated that the upfront commission to distributors will be paid by the investor directly to the distributor, based on his assessment of various factors including the service rendered by the distributor).</p> <p>Exit Load</p> <p>Exit load is charged at the time an investor redeems the units of a mutual fund. The exit load is reduced from the prevailing NAV at the time of redemption. The investor will receive redemption proceed at net value of NAV less Exit Load. For instance if the NAV is ₹ 100 and the exit load is 1%, the investor will receive ₹ 99.</p>
---	--

Point of Service (PoS) Location

KFIN Technologies Private Limited

Agartala: Bidurkarta Chowmuhani, J N Bari Road, Tripura (West), Agartala - 799001. **Agra:** 1St Floor, Deepak Wasan Plaza, Behind Holiday Inn, Opp Megdoot Furnitures, Sanjay Place, Agra - 282002. **Ahmedabad:** 201/202 Shail, Opp: Madhusudan House, Navrangpura, Ahmedabad - 380006. **Ajmer:** S. No. 1 & 2, 2Nd Floor, Ajmer Tower, Kutchery Road, Ajmer - 305001. **Akola:** Yamuna Tarang Complex, Shop No 30, Ground Floor, N. H- 06, Akola, Akola - 444004. **Aligarh:** 1St Floor, Kumar Plaza, Aligarh - 202001. **Allahabad:** Rsa Towers, 2Nd Floor, Above Sony Tv Showroom, 57, S P Marg, Civil Lines, Allahabad - 211001. **Alleppy:** XIV 172, Jp Towers, Mullackal, Ksrtc Bus Stand, Alleppy - 688011. **Alwar:** 101, Saurabh Tower, Opp. Uitr, Near Bhagat Singh Circle, Road No. 2, Alwar - 301001. **Ambala:** 6349, Nicholson Road, Adjacent Kos Hospitalambala Cant, Ambala - 133001. **Amravati:** Shop No 13 & 27, Gulshan Plaza, Badnera Road, Near Bhartiya Mahavidhyalaya, Rajapeth, Amravati - 444605. **Amritsar:** 72-A, Taylor's Road, Opp Aga Heritage Club, Amritsar - 143001. **Anand:** B-42 Vaibhav Commercial Center, Nr Tvs Down Town Show Room , Grid Char Rasta, Anand - 380001. **Ananthapur:** #15/149, 1St Floor, S R Towers, Subash Road, Opp. To Lalitha Kala Parishad, Anantapur - 515001. **Ankleshwar:** L/2 Keval Shopping Center, Old National Highway, Ankleshwar - 393002. **Asansol:** 114/71 G T Road, Near Sony Centre, Bhanga Pachil, Asansol - 713303. **Aurangabad:** Ramkunj Niwas, Railway Station Road, Near Osmanpura Circle, Aurangabad - 431005. **Azamgarh:** 1St Floor, Alkal Building, Opp. Nagaripalika Civil Line, Azamgarh - 276001. **Balalore:** Gopalgaon, M.S Das Street, Gopalgaon, Balalore, Orissa, Balalore - 756001. **Bangalore:** 59, Skanda puttanna Road, Basavanagudi, Bangalore - 560004. **Bankura:** Ambika Market Complex (Ground Floor), Nutanganj, Post & Dist Bankura, Bankura - 722101. **Bareilly:** 1St Floor, 165, Civil Linesopp. Hotel Bareilly Palace, Near Railway Station, Bareilly - 243001. **Barhampore (Wb):** Thakur Market Complex, Gorabazar, Post Berhampore Dist Murshidabad, 72 No Nayasarak Road, Barhampore (Wb) - 742101. **Baroda:** Sb-5, Mangaldeep Complex, Opp. Masonic Hall, Productivity Road, Alkapuri, Baroda - 390007. **Begusarai:** Near Hotel Diamond Surbhi Complex, O.C Township Gate, Kapasiya Chowk, Begusarai - 851117. **Belgaum:** Cts No 3939/ A2 A1, Above Raymondss Show Room |Beside Harsha Appliances, Club Road, Belgaum - 590001. **Bellary:** No. 1, Khb Colony, Gandhi Nagar, Bellary - 583103. **Berhampur (Or):** 3rd Lane Dharam Nagar, Opp - Divya Nandan Kalyan Mandap, Near Lohiya Motor, Orissa, Berhampur (Or) - 760001. **Betul:** 107, 1St Floor, Hotel Utkarsh, | J. H. College Road, Betul - 460001. **Bhagalpur:** 2Nd Floor, Chandralok Complex, Ghantaghar, Radha Rani Sinha Road, Bhagalpur - 812001. **Bharuch:** Shop No 147-148, Aditya Complex, Near Kasak Circle, Bharuch - 392001. **Bhatinda:** #2047-A 2Nd Floor, The Mall Road, Above Max New York Life Insurance, New Delhi - 151001. **Bhavnagar:** G-11 Giranjali Complex, Beside Bhavnagar Municipal Corporation & Collector Office, Kalanala, Bhavnagar - 364001. **Bhilai:** Shop No -1, First Floor, Plot No -1, Commercial Complex, Nehru Nagar - East, Bhilai - 490020. **Bhilwara:** Shop No. 27-28, 1St Floor, Heera Panna Market, Pur Road, Bhilwara - 311001. **Bhopal:** Kay Kay Business Centre, 133, Zone I, Mp Nagar, Above City Bank, Bhopal - 462011. **Bhubaneswar:** A/181, Back Side Of Shivam Honda Show Room, Saheed Nagar, Bhubaneswar - 751007. **Bikaner:** 70-71, 2Nd Floor | Dr.Chahar Building, Panchsathi Circle, Sadul Ganj, Bikaner - 334001. **Bilaspur:** Shop No-201 & 202, 1St Floor, V R Plaza, Link Road, Bilaspur, C. G. Bilaspur - 495001. **Bokaro:** B-1, 1St Floor, City Centre, Sector - 4, Near Sona Chandi Jewellers, Bokaro - 827004. **Burdwan:** 63 Gt Road, Halder Complex 1St Floor, Burdwan - 713101. **Calicut:** lind Floor Soubhagya Shopping Complex, Arayidathalam, Mavoor Road, Calicut - 673004. **Chandigarh:** Sco-371-3725, Above Hdfe Bank, Sector 35-B, Chandigarh - 160036. **Chandrapur:** Shop No-6, Office No-2 1St Floor, Rauts Raghuvanshi Complex, Beside Azad Garden Main Road, Chandrapur - 442402. **Chennai:** F-11, Akshaya Plaza, 1St Floor, 108, Adhithanar Salai, Egmore, Opp To Chief Metropolitan Court, Chennai - 600002. **Chinsura:** J C Ghosh Saranu, Bhanga Gara, Chinsurah, Hooghly, Chinsurah - 712101. **Cochin:** Ali Arcade, 1St Floor, Kizhavana Road, Panampilly Nagar, Near Atlantis Junction, Ernakulam - 682036. **Coimbatore:** 1057/1058 Jaya Enclave, 2Nd Floor, Avinashi Road, Coimbatore - 641018. **Cuttack:** Po - Buxi Bazar, Cuttack, Opp Dargha Bazar, Dargha Bazar, Cuttack - 753001. **Darbhanga:** Jaya Complex, 2Nd Floor, Above Furniture Planet, Donar, Chowk, Darbhanga - 846003. **Davangere:** 376/2, 4th Main, 8th Cross, P J Extn, Davangere - 577002. **Dehradun:** Kaulagarh Road, Near Sirmour Margabov, Reliance Webworld, Dehradun - 248001. **Deoria:** 1St Floor, 1St Floor, Opp. Zila Panchayat, Civil Lines, Deoria - 274001. **Dewas:** 27 Rmo House, Station Road, Above Maa Chamunda Gaes Agency, Dewas - 455001. **Dhanbad:** 208 New Market 2Nd Floor, Bank More, Dhanbad - 826001. **Dharwad:** 7&8 Banashankari Avenue, Opp Nttf, P B Road, Dharwad - 580001. **Dhule:** Ashoka Estate, Shop No. 14/A, Upper Ground Floor, Sakri Road, Opp. Santoshi Mata Mandir, Dhule - 424001. **Dindigul:** No - 9 Old No: 4/B, New Aghraharam, Palani Road, Dindigul - 624001. **Durgapur:** 1St Floor, Old Dutta Automobile Bldg, Nachan Road, Benachity, Durgapur - 713213. **Eluru:** D.No: 238-5-93/1, Savithri Complex, Edaravari Street, Near Dr.Prabhavathi Hospital,R. R. Pet, Eluru - 534002. **Erode:** No: 4, Veerappan Traders Complex, KMY Salai, Sathy Road, Opp. Erode Bus Stand, Erode - 638003. **Faridabad:** A-2B, 1St Floor, Nehru Groundnit, Faridabad - 121001. **Ferozpur:** The Mall Road, Chawla Bulding, 1St Floor, Opp. Centrail Jail, Near Hanuman Mandir, Ferozepur - 152002. **Gandhidham:** 203 2Nd Floor, Bhagwati Chamber, Kutchkala Road, Gandhidham - 370201. **Gandhinagar:** Plot No - 945/2, Sector - 7/C, Opp Pathika, Gandhinagar - 382007. **Gaya:** 1St Floor Lal Bhawan, Tower Chowk, Near Kiran Cinema, Gaya - 823001. **Ghaziabad:** 1St Floor-7, Lohia Nagar, Ghaziabad - 201001. **Ghaziपुर:** 2Nd Floor, Shubhra Hotel Complex, Mahabugh, Ghazipur - 233001. **Gonda:** Shri Market, Sahabgunj, Station Road, Gonda - 271001. **Gorakhpur:** Above V. I. P. Houseajdacent, A.D. Girls College, Bank Road, Gorakpur - 273001. **Gulbarga:** Cts No 2913 1St Floor, Asian Towers, Jagath Station Main Road, Next To Adithya Hotel, Gulbarga - 585105. **Guntur:** D No 6-10-27, Sriinilaya, Arundelpet, 10/1, Guntur - 522002. **Gurgaon:** Shop No.18, Ground Floor, Sector - 14, Opp. Akd Tower, Near Huda Office, Gurgaon - 122001. **Guwahati:** 54 Sagarika Bhawan 2Nd Floor, R G Barooah Road, Aidc, Near Baskin Robbins, Guwahati - 781024. **Gwalior:** 37/38, Lashkar, Mlb Roadshinde Ki Chhawani, Near Nadi Gate Pul, Gwalior - 474001. **Haldwani:** Above Kapilaz, Sweet House, Opp Lic Building, Pilikothai, Haldwani - 263139. **Haridwar:** 8, Govind Puri, Opp. LIC - 2, Above Vijay Bank, Main Road, Ranipur More, Haridwar - 249401. **Hassan:** St Anthony'S Complex, Ground Floor, H.N. Pura Road, Hassan - 573201. **Hissar:** Sco-71, 1St Floor, Red Square Market, Hissar - 125001. **Hoshiarpur:** 1St Floor, The Mall Tower, Opp Kapila Hospital, Sutheri Road, Hoshiarpur - 146001. **Hubli:** 22Nd & 23Rd, 3Rd Floor, Eureka Junction, Travellers Bungalow, Hubli - 580029. **Hyderabad:** 8-2-596, Avenue 4, Karvy Plaza, Street No 1, Banjara Hills, Hyderabad - 500034. **Indore:** 213 B City Center, M.G. Road, Opp. High Court, Indore - 452001. **Jabalpur:** Grover Chamber, 43 Naya Bazar Malviya Chowk, Opp Shyam Market, Jabalpur - 482002. **Jaipur:** 516/A, liird Floor, Land Mark Building Opp Jai Club, Mahaver Marg C Scheme, Jaipur - 302001. **Jalandhar:** Arora Prime Tower, Lowe Ground Floor, Office No 3 Plot No 28, Jalandhar - 144001. **Jalgaon:** 113, Navi Peth, B/H Mahalaxmi Dairy, Jalgaon - 425001. **Jaipaliguri:** D B C Road Opp Nirala Hotel, Opp Nirala Hotel, Jaipaliguri - 735101. **Jammu:** 5 A/D Extension 2, Near Panama Chowk Petrol Pump, Panama Chowk, Jammu - 180012. **Jamnagar:** 108 Madhav Palaza, Opp Sbi Bank, Nr Lal Bunglow, Jamnagar - 361001. **Jamshedpur:** Kanchan Tower, 3Rd Floor, Main Road, Bistupur, Near Traffic Signal, Jamshedpur - 831001. **Jaunpur:** R N Complex, 1-1-9-G, In Front Of Pathak House, Ummarpur, Jaunpur - 222002. **Jhansi:** 371/01, Narayan Plaza,Gwalior Road, Near Jeevan Shah Chauraha, Jhansi - 284001. **Jodhpur:** 203, Modi Arcade, Chopasni Road, Jodhpur - 342001. **Junagadh:** 124-125 Punit Shopping Center, M.G Road, Ranavav Chowk, Junagadh - 362001. **Kannur:** 2 Nd Floor, Prabhat Complex, Fort Road, Nr. Icici Bank, Kannur - 670001. **Kanpur:** 15/46, B, Ground Floor, Opp: Muir Mills, Civil Lines, Kanpur - 208001. **Karaikudi:** Gopi Arcade, 100 Feet Road, Karaikudi - 630001. **Karimnagar:** H.No.4-2-130/131, Above Union Bank, Jafri Road, Rajeev Chowk, Karimnagar - 505001. **Karnal:** 18/369, Char Chaman, Kunjpura Road, Behind Miglani Hospital, Karnal - 132001. **Karur:** No.6, old No.1304, Thiru-vi-ka Road, Near G.R. Kalyan Mahal, Karur - 639001. **Kharagpur:** 180 Malancha Road, Beside Axis Bank Ltd, Kharagpur - 721304. **Kolhapur:** 605/1/4 E Ward, Shahupuri 2nd Lane, Laxmi Niwas, Near Sultane Chambers, Kolhapur - 416001. **Kolkata:** 166 A Rashbihari Avenue 2Nd Floor, Opp - Fortish Hospital, Kolkata - 700029. **Kollam:** Sree Vigneswara Bhavan, Shastri Junction, Kollam - 691001. **Korba:** 1St Floor, 35, Indira Complex, P. Nagar, Korba - 495677. **Kota:** 29, 1St Floor, Near Lala Lajpat Rai Circle, Shopping Centre, Kota - 324007. **Kottayam:** 1St Floor Csiascension Square, Railway Station Road, Collectorate P O, Kottayam - 686002. **Kurnool:** Shop No.43, 1St Floor, S V Complex, Railway Station Road, Near Sbi Main Branch, Kurnool - 518004. **Lucknow:** 24, Prem Nagar, Ashok Marg, Lucknow - 226001. **Ludhiana:** Sco - 136, 1St Floor Above Airtel Showroom, Feroze Gandhi Market, Ludhiana - 141001. **Madurai:** Rakesh towers, 30-C, 1st Floor, Bye pass Road, Opp Nagappa motors, Madurai - 625010. **Malappuram:** First Floor, Cholakkal Building, Near U P School, Ul Hil, Malappuram - 676505. **Malda:** Sahis Tuli, Under Ward No.6, No.1 Govt Colony, English Bazar Municipality, Malda - 732101. **Maldia:** 149/11, School Bazaar, Mandi - 175001. **Mangalore:** Mahendra Arcade Opp Court Road, Karangal Padai, Mangalore - 575003. **Margaoa:** 2Nd Floor, Dalal Commercial Complex, Palifond, Margao - 403601. **Mathura:** Ambey Crown, lind Floor, In Front Of Bsa College, Gaushala Road, Mathura - 281001. **Meerut:** 1St Floor, Medi Centreopp Icici Bank, Hapur Road Near Bachha Park, Meerut - 250002. **Mehsana:** Ul/47 Apollo Enclave, Opp Simandhar Temple, Modhera Cross Road, Mehsana - 384002. **Mirzapur:** Girja Sadan, Dawari Gunj, Mirzapur - 231001. **Moga:** 1St Floor,Dutt Road, Mandir Wali Gali, Civil Lines, Barar Ghar, Moga - 142001. **Moradabad:** Om Arcade, Parker Road, Above Syndicate Bank,Chowk Tari Khana, Moradabad - 244001. **Morena:** Moti Palace, Near Ramjanki Mandir, Near Ramjanki Mandir, Morena - 476001. **Mumbai:** 24/B, Raja Bahadur Compound, Ambalal Doshi Marg, Behind Bse Bldg, Fort - 400001. **Muzaffarpur:** I St Floor, Uma Market, Thana Gumtimotoi Jheel, Muzaffarpur - 842001. **Mysore:** L-350,Silver Tower, Ashoka Road, Opp.Clock Tower, Mysore - 570001. **Nadiad:** 104/105, Near Paras Cinema, City Plot Nadiad, Nadiad - 387001. **Nagercoil:** 3A, South Car Street, Nagercoil - 629001. **Nagpur:** Plot No 2/1 House No 102/1, Mata Mandir Road, Mangaldeep Appartment Opp Khandelwal Jewelers, Dharampeth, Nagpur - 440010. **Namakkal:** 105/2, Arun Towers, Paramathi Street, Namakkal - 637001. **Nanded:** Shop No.4, Santakripa Market, G Road, Opp. Bank Of India, Nanded - 431601. **Nasik:** S-12,Suyojit Sankul, Sharanpur Road, Near Rajiv Gandhi Bhavan, Nasik - 422002. **Navsari:** 1/I Chhimay Arcade, Opp Sattipar Rd, Tower Rd, Navsari - 396445. **Nellore:** G 16-2-230, Room No : 27, 2Nd Floor, Keizen Heights, Gandhi Nagar, Pogathoda, Nellore - 524001. **New Delhi:** 305 New Delhi House, 27 Barakhamba Road, New Delhi - 110001. **Nizamabad:** H No:5-6-430, A Bove Bank Of Baroda First Floor, Beside Hdfe Bank, Hyderabadabad Road, Nizamabad - 503003. **Noida:** 307 Jaipuria Plazad 68 A, 2Nd Floor, Opp Delhi Public School, Sector 26, Noida - 201301. **Palghat:** No: 20 & 21, Metro Complex H.P.O.Road Palakkad, H.P.O.Road, Palakkad - 678001. **Panipat:** 1St Floor, , Krishna Tower, Above Amertex, G.T. Road, Panipat - 132103. **Panjim:** City Business Centre, Coelho Pereira Building, Room No 18,19 & 20, Dada Vaidya Road, Panjim - 403001. **Pathankot:** 1St Floor, 9 A, Improvement Trust Building, Patel Chowk, Pathankot - 145001. **Patiala:** Sco 27 D, Chhoti Baradari, Near Car Bazaar, Patiala - 147001. **Patna:** 3A, 3Rd Floor Anand Tower, Exhibition Road, Opp Icici Bank, Patna - 800001. **Pollachi:** S S Complex, New Scheme Road, Pollachi - 642002. **Pondicherry:** No:7, Thiayagaraja Street, Pondicherry - 605001. **Proddatur:** Shop No:4, Araveti Complex, Mydukur Road, Beside Syndicate Bank, Proddatur - 516360. **Pudukottai:** Sundaram Masilamani Towers, Ts No. 5476 - 5479, Pm Road, Old Tirumayam Salai, Near Anna Statue, Jublie Arts, Pudukottai - 622001. **Pune:** Office # 16, Ground Floor, Shrinath Plaza, Near Dyaneshwar Paduka Chowk, F C Road, Pune - 411005. **Raipur:** 2 & 3 Lower Level, Millenium Plaza, Room No. II 2& 3, Behind Indian Coffee House, Raipur - 492001. **Rajahmundry:** D.No.6-1-4, Rangachary Street, T. Nagar, Near Axis Bank Street, Rajahmundry - 533101. **Rajapalayam:** Sri Ganapathy Complex, 148/5/18, T P Mills Road, Rajapalayam - 626117. **Rajkot:** 104, Siddhi Vinayak Comp. Opp Ramkrishna Ashram, Dr Yagnik Road, Rajkot - 360001. **Ranchi:** Room No 307 3Rd Floor, Commerce Tower, Beside Mahabir Tower, Ranchi - 834001. **Ratlam:** 1 Nagpal Bhawan, Free Ganj Road , Do Batti, Near Nokia Care, Ratlam - 457001. **Renukoot:** Shop No.18, Near Complex Birla Market, Renukoot - 232117. **Rewa:** 1St Floor, Angoori Building, Besides Allahabad Bank, Trans University Road, Civil Lines, Rewa - 485001. **Rohtak:** 1St Floor, Ashoka Plaza, Delhi Road, Rohtak - 124001. **Roorkee:** Shree Ashadeep Complex, 16, Civil Lines, Near Income Tax Office, Roorkee - 247667. **Rourkela:** 1St Floor Sandhu Complex, Kachery Road, Uditnagar, Rourekla - 769012. **Sagar:** Above Poshak Garments, 5 Civil Lines, Infront Of Income Tax Office, Sagar - 470002. **Saharanpur:** 18 Mission Market, Court Road, Saharanpur - 247001. **Salem:** No:40, 2nd Floor, BrindavanRoad, Fairlands, Near Perumal Koil, Salem - 636016. **Sambalpur:** Ground Floor Quality Massion, Sambalpur - 768001. **Satna:** 1st Floor, Gopal Complex, Near Bus Stand, Rewa Road, Satna - 485001. **Shaktinagar:** 151/A-375, V V Colony, Dist Sonebhadra, Shaktinagar - 231222. **Shillong:** Annex Mani Bhawan, Lower Thana Road, Near R K M Ip School, Shillong - 793001. **Shimla:** Triveni Building, By Pas Chowkhallaini, Shimla - 171002. **Shimoga:** Udaya Ravi Complex, LLR Road, Durgi Gudi, Shimoga - 577201. **Shivpuri:** 1St Floor, M.P.R.P. Building, Near Bank Of India, Shivpuri - 473551. **Sikar:** First Floor, Super Tower, Behind Ram Mandir Near Taparyia Bagichi, Sikar - 332001. **Silchar:** N.N. Dutta Road, Chowchakra Complex, Premtala, Silchar - 788001. **Siliguri:** Nanak Complex, Sevoke Road, Siliguri - 734001. **Sitapur:** 12/12-A Sura Complex, Arya Nagar Opp. Mal Godam, Sitapur - 261001. **Sivakasi:** 363, Thiruthangal Road, Opp: TNEB, Sivakasi - 626123. **Solan:** Sahni Bhawan, Adjacent Anand Cinema Complex, The Mall, Solan - 173212. **Solapur:** Block No 06, Vaman Nagar, Opp D-Mart, Jule Solapur - 413004. **Sonepat:** 205 R Model Town, Above Central Bank Of India, Sonepat - 131001. **Sri Ganganagar:** 35E Block, Opp: Sheeta Mata Vaateka Sri Ganganagar, Sri Ganganagar - 335001. **Srikakulam:** D.No-4-1-28/1, Venkateswara Colony, Near Income Tax Office, Srikakulam - 532001. **Sultanpur:** Ramna Shankar Complex, Civil Lines, Faizabad Road, Sultanpur - 228001.**Surat:** G-5 Empire State Building, Nr Udhna Darwaja, Ring Road, Surat - 395002. **Thanjavur:** No. 70, Nalliah Complex, Srinivasam Pillai Road, Tanjore - 613001. **Thodupuzha:** First Floor, Pulimoottil Pioneer, Pala Road, Thodupuzha - 685584. **Tirunelveli:** 55/18, Jeney Building, S N Road, Near Aravind Eye Hospital, Tirunelveli - 627001. **Tirupathi:** Flot No: 16, 1St Floor, R C Road, Near Palani Theater, Tirupathi - 517501. **Tirupur:** First floor, 22A A, Kamaraj Road, Opp to Cotton market complex, Tirupur - 641604. **Tiruvallur:** 2Nd Floor, Erinjery Complex, Ramananchira, Opp Axis Bank, Thiruvallur - 689107. **Trichur:** 2Nd Floor, Brothers Complex, Naikakkal Junction, Shornur Road, Near Dhanalakshmi Bank H O, Thirissur - 680001. **Trichy:** 60, Sri Krishna Arcade, Thennur High Road, Trichy - 620017. **Trivandrum:** 2Nd Floor, Akshaya Tower, Sasthamangalam, Trivandrum - 695010. **Tuticorin:** 4 - B, A34 - A37, Mangalamani Mani Nagar, Opp. Rajaji Park, Palayamkottai Road, Tuticorin - 628003. **Udaipur:** 201-202, Madhav Chambers, Opp G P O, Chetak Circle, Udaipur - 313001. **Ujjain:** 101 Aashta Tower, 13/1 Dhanwantri Marg, Freeganj, Ujjain - 456010. **Valsad:** Shop No 2, Phiroza Corner, Opp Next Show Room, Tithal Road, Valsad - 396001. **Vapi:** Shop No-12, Ground Floor, Sheetal Appatment, Near K P Tower, Vapi - 396195. **Varanasi:** D-64/1321St Floor, Anant Complex, Sibra, Varanashi - 221010. **Vellore:** 1, M N R Arcade, Officers Line, Krishna Nagar, Vellore - 632001. **Vijayanagaram:** Soubhagya, 19-6-1/3, 2Nd Floor, Near Fort Branch, Opp: Three Temples, Vijayanagaram - 535002. **Vijayawada:** 39-10-7, Opp : Municipal Water Tank, Labbipet, Vijayawada - 520010. **Visakhapatnam:** Door No 47-14-5/1, Eswar Paradise, Dwarakanagar Main Road, Visakhapatnam - 530016. **Warangal:** 5-6-95, 1 St Floor, Opp: B.Ed Collage, Lashkar Bazar, Chandra Complex, Hanmakonda, Warangal - 506001. **Yamuna Nagar:** Jagdhari Road, Above Uco Bank, Near D.A.V. Girls College, Yamuna Nagar - 135001.



multi asset, multi manager

MUTUAL FUND | INVESTMENT SCHEMES



quant mutual fund

registered office: 6th floor, sea breeze building, appasaheb marathe marg, prabhadevi, mumbai - 400 025.

tel: +91 22 6295 5000 | phone/whatsapp: +91 9920 21 22 23 | communication@quant.in | www.quantmutual.com